








COURSE OVERVIEW

LEGEND

SYMBOL	TYPE
	Movie
	Interactive Quiz/Exam
	Interactive Game
	Static Text

SYMBOL	EDITION
STR	STARTER
PRO	PROFESSIONAL
PRE	PREMIUM
UTR	ULTRA

COURSE OVERVIEW

COURSE	DESCRIPTION	E	TYPE	L	THUMBNAIL PREVIEW
 Advanced BYOD course Length: 5 Minutes	This short course covers the most important risks involved when using your own device (BYOD).		PRE UTR	 	 

COURSE DESCRIPTION E TYPE L THUMBNAIL PREVIEW

Advance cloud security Course



Length: 30-40 Minutes

In this course, the user will learn how to identify cloud related risks while learning about the organisations security policies on this topic. The course begins with a detailed introduction to the different cloud computing models and concludes with a test of the knowledge.

PRE UTR



BRIEF INTRODUCTION: CLOUD AND INTERNET
What is 'The Cloud'?
 Cloud computing is a model for enabling ubiquitous, convenient, on-demand network access to a shared pool of configurable computing resources (e.g., networks, servers, storage, applications, and services) that can be rapidly provisioned and released with minimal management effort. Cloud computing is the delivery of computing services over the Internet. The cloud computing model is based on the concept of virtualization. The cloud computing model is based on the concept of virtualization. The cloud computing model is based on the concept of virtualization.

PUBLIC CLOUDS VS PRIVATE CLOUD
Public cloud
 The public cloud is a cloud computing model where the cloud provider owns and operates the infrastructure. The public cloud is a cloud computing model where the cloud provider owns and operates the infrastructure. The public cloud is a cloud computing model where the cloud provider owns and operates the infrastructure.

Private cloud
 The private cloud is a cloud computing model where the cloud provider owns and operates the infrastructure. The private cloud is a cloud computing model where the cloud provider owns and operates the infrastructure. The private cloud is a cloud computing model where the cloud provider owns and operates the infrastructure.

ADVANCED CLOUD SECURITY COURSE
 Cloud computing is a model for enabling ubiquitous, convenient, on-demand network access to a shared pool of configurable computing resources (e.g., networks, servers, storage, applications, and services) that can be rapidly provisioned and released with minimal management effort. Cloud computing is the delivery of computing services over the Internet. The cloud computing model is based on the concept of virtualization. The cloud computing model is based on the concept of virtualization. The cloud computing model is based on the concept of virtualization.

COURSE CONTENT

LESSON 1 CLOUD AND INTERNET	LESSON 2 CLOUD STORAGE	LESSON 3 WEB APPS
LESSON 4 IDENTIFYING AND MITIGATING RISK	LESSON 5 LEGAL ASPECTS OF CLOUD SERVICES	LESSON 6 CLOUD PROSECUTION AND INVESTIGATION

Advance Information Security Course



Length: 120-180 Minutes

This course covers the most important topics in the area of IT security with the goal of providing the user with a deeper understanding of the various risks involved in protecting mission-critical information.

PRE UTR



ADVANCED INFORMATION SECURITY COURSE
 This course is designed to provide a comprehensive overview of the most important topics in the area of IT security. The course is designed to provide a comprehensive overview of the most important topics in the area of IT security. The course is designed to provide a comprehensive overview of the most important topics in the area of IT security.

COURSE CONTENT

LESSON 1 Identifying Malicious Activity	LESSON 2 Malware in Risk	LESSON 3 Malware in Risk
LESSON 4 Malware in Risk	LESSON 5 Malware in Risk	LESSON 6 Malware in Risk

PHISHING & MALWARE ATTACKS
 This course is designed to provide a comprehensive overview of the most important topics in the area of IT security. The course is designed to provide a comprehensive overview of the most important topics in the area of IT security. The course is designed to provide a comprehensive overview of the most important topics in the area of IT security.

TIPS
 This course is designed to provide a comprehensive overview of the most important topics in the area of IT security. The course is designed to provide a comprehensive overview of the most important topics in the area of IT security. The course is designed to provide a comprehensive overview of the most important topics in the area of IT security.

COURSE	DESCRIPTION	E	TYPE	L	THUMBNAIL PREVIEW
--------	-------------	---	------	---	-------------------

Advanced Malware Course



Length: 25-30 Minutes

This course will introduce you to the different forms of malware. You will learn how to detect signs of a malware infection and how to protect yourself against possible malware attacks.

PRE
UTR



Advanced Password Course




Length: 25-30 Minutes

This course gives an introduction to password security. The participant learns how hackers crack passwords and how to protect against it.

PRE
UTR



Advanced phishing course



Length: 30-60 Minutes

This is an in-depth course on phishing. The course is also suitable for technically experienced employees. The participant learns to distinguish all kinds of phishing attacks. In games and tests, you can put your knowledge to the test.

PRE
UTR



COURSE DESCRIPTION E TYPE L THUMBNAIL PREVIEW

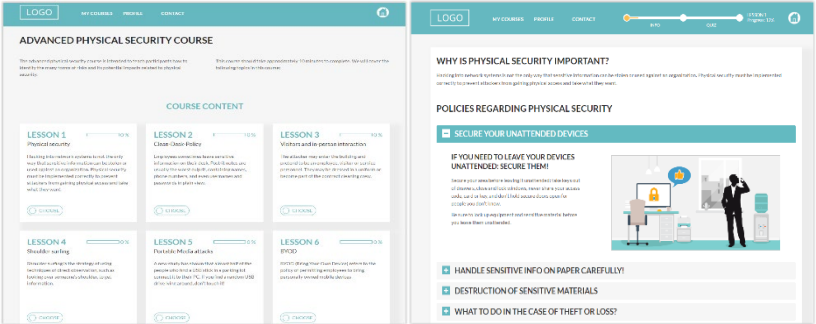
Advanced physical security course



Length: 15 Minutes

In this short security course, the user is presented a few facts about common threats and countermeasures regarding physical security (unattended devices, shoulder surfing, portable media devices, disposal of sensitive information, visitors etc). At the end of this course is an exam with multiple-choice questions.

PRE UTR



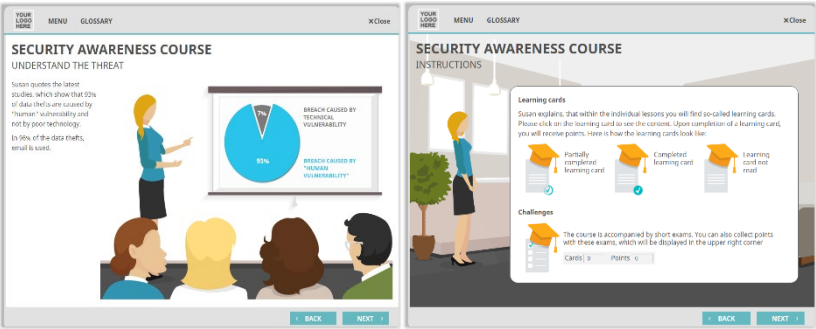
Avatar guided generic security course



Length: 60 Minutes

LANGUAGE SELECTION INSIDE COURSE! At the beginning of the course, the user chooses an avatar (m/f) to guide him through the entire training. The learning content is presented with "learning cards". The course participant receives points by reading the learning cards. Points can also be earned by watching a video or playing a game. At the end of the course the participant receives a diploma if the minimum number of points has been reached. The course is 100 % customizable.

PRE UTR



COURSE	DESCRIPTION	E	TYPE	L	THUMBNAIL PREVIEW
--------	-------------	---	------	---	-------------------

Avoid & Recognize Phishing Attacks



Length: 5-10 Minutes

In this static course we describe the different phishing types (MASS-SCALE PHISHING, SPEAR PHISHING, WHALING, VISHING, SMISHING, SOCIAL MEDIA PHISHING) and give the user practical tips on how to protect themselves. All content is 100 % customizable

STR
PRO
PRE
UTR



Personal data

It can be gathered from social media profiles, providing criminals with sensitive details to make attacks seem more legitimate.



Fear tactics

Vishers use fear tactics to con you into thinking your money is in danger and you must act quickly.

Awareness Training Library



This template offers the possibility to link all existing LUCY training modules in a directory. The end user can then put together his desired training modules himself on an overview page

UTR



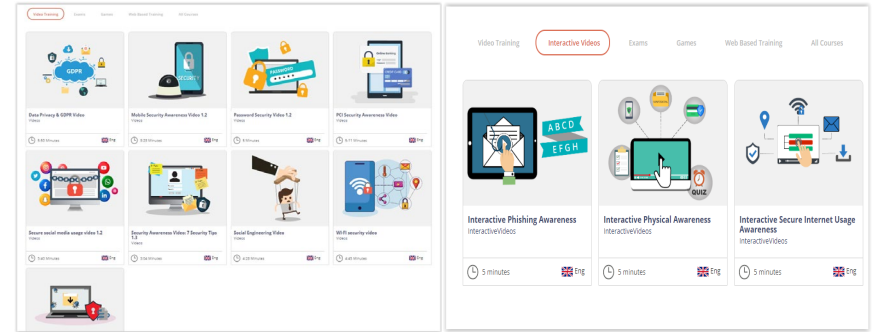
COURSE	DESCRIPTION	E	TYPE	L	THUMBNAIL PREVIEW
--------	-------------	---	------	---	-------------------

Awareness Training Library (Design II)



This template offers the possibility to link all existing LUCY training modules in a directory. The end user can then put together his desired training modules himself on an overview page.

UTR



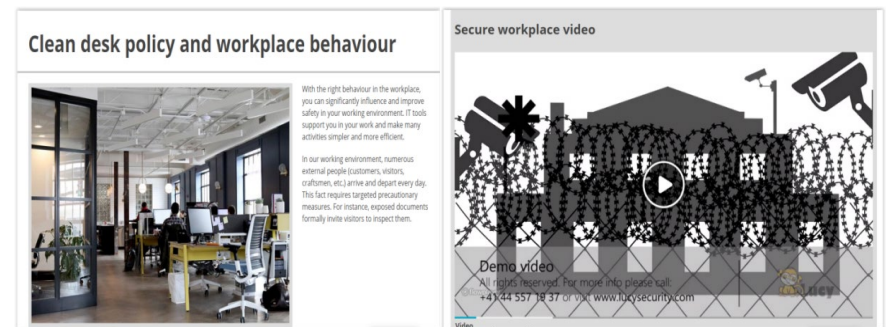
Classic Design: Behaviour at the Workplace




Length: 10-30 Minutes

In this course the employee learns the correct behaviour at the workplace. Topics include the disposal of data, cleaning up the workplace, locking the screen, printing data, etc. At the end of the course a test will be carried out. If the participant passes the test, he or she can create a diploma and print it out. All content is 100 % customizable.

PRE UTR



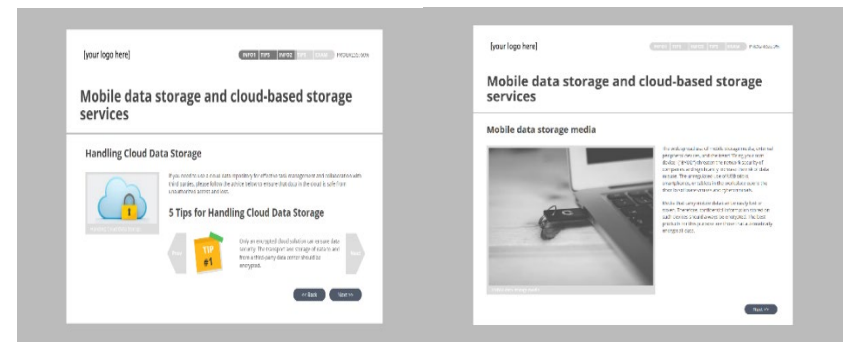
Classic Design: Cloud-based and mobile storage



Length: 5-10 Minutes

Security topics related to mobile data storage devices and cloud-based storage services are presented in this course. At the end of the course a test will be carried out. If the participant passes the test, he or she can create a diploma and print it out.

PRE UTR



COURSE	DESCRIPTION	E	TYPE	L	THUMBNAIL PREVIEW
--------	-------------	---	------	---	-------------------

Classic Design: Data classification



Length: 10 to 30 minutes

In this course the student will learn the different classifications of data (internal, public, secret, etc.) and how to apply them to practical examples. At the end of the course a test will be carried out. If the participant passes the test, he or she can create a diploma and print it out. All content is 100 % customizable.

PRE
UTR



Data Classification

Information owner

All employees who create information in their assigned area are responsible for compliance with information security within their scope of responsibility as information owners. As part of this responsibility, they are required to monitor and implement appropriate measures to protect the information they create. The information owner is responsible for the following tasks:

- Granting access authorizations for information
- Define availability requirements
- Implementing content changes
- Informing the entitled group of persons about protective measures

Information processor

The information processor acts on behalf of the owner of the information in order to process information in daily operations or to pass it on in the necessary context. In the case of incoming information, he/she is the first information processor to determine the classification according to defined instructions of the information owner or to mark the information accordingly. Deviations from valid instructions must be coordinated with the information owner.

[your logo here] INFO UTR PROGRESS: 80%


Data Classification

EXAM
(The exam contains 5 multiple choice questions. Please select true or false. You are only allowed to give a maximum of 3 incorrect answers, otherwise the training starts all over again.)

1 DISCLOSURE OF CONFIDENTIAL INFORMATION:
Which statement is correct?

- Confidential information may be passed on orally to third parties, but not in writing.
- Confidentiality is limited to third parties only. However, the own family and the circle of friends are excluded.
- Confidential data may always be passed on if it is clearly classified as confidential and stored in encrypted form.
- None of the above statements.

Classic Design: Employee security policies



Length: 5-10 Minutes

In this template, the employee receives a series of directives on the use of IT resources. At the end, the employee must confirm receipt of the directives.

UTR



[YOUR LOGO HERE] PAGE 1 2 3 4 5 6 7 8 9 10 11 12 PROGRESS: 8%

EMPLOYEE SECURITY POLICIES

For the protection of business processes and data, and to ensure that legal and regulatory requirements are met, safe handling of data by all those involved must be guaranteed. Each individual must understand the importance of active security awareness and most act responsibly. This is summarized in the following security policies.

Responsibility in safe data handling

- Data must be managed according to its confidentiality. Thus it must be protected and classified (as public, internal, confidential, secret) by the data owner and only processed by the data.
- All employees must ensure safe processing of data throughout its lifecycle to safeguard against data leakage or disclosure of confidential or secret data (e.g. client data) which requires protection.
- Physical and electronic data must be checked periodically by the data owner and units processing the data as regards protective measures. Data no longer required, following activities where applicable, should be disposed of or deleted regularly and in a regulated manner.
- Data which is physical, confidential and to be destroyed belongs in the shredder or in locked containers. Electronic media such as CDs, DVDs, USB sticks etc. must be handed over to the IT department for safe disposal.
- It is not permitted to take confidential data home or to save it in easily accessible folders where unauthorized third parties could access it. Business-critical data, which can be reported from applications must be adequately protected, for example using encryption.

Next >

[YOUR LOGO HERE] PAGE 1 2 3 4 5 6 7 8 9 10 11 12 PROGRESS: 25%

EMPLOYEE SECURITY POLICIES

Reporting Security Incidents

Due to the increasingly complex and growing importance of IT structures in all areas, threats from crime and misconduct are also increasing. For this reason, security incidents that threaten the availability, authenticity or integrity of data and systems or cause the loss of confidentiality must be dealt with quickly and effectively.

- If your IT equipment is lost or stolen, contact the Service Desk immediately so that the necessary action can be taken immediately.
- Contact the Service Desk if you are confronted with malware alerts.
- Do not take hasty measures yourself, but report issues to the Service Desk immediately. This will actively help to protect the data from misuse and avoid greater damage.
- Do not give any information about security incidents to individuals who are not involved.

< Back Next >

Classic Design: Handling confidential data



Length: 10- 20 Minutes

In this course the participant learns how to handle confidential data. This includes printing documents, disposing of memory devices, storing passwords, etc. At the end of the course a test will be carried out. If the participant passes the test, he or she can create a diploma and print it out. All content is 100 % customizable.

UTR



[your logo here] INFO TIPS INFO TIPS EXAM PROGRESS: 80%

Handling sensitive information

EXAM
(The exam contains 5 multiple choice questions. Please select true or false. You are only allowed to give a maximum of 3 incorrect answers, otherwise the training starts all over again.)

1 SEND MORE SECURELY:
What are the options for sending confidential e-mails securely?

- Documents can be encrypted using WinZip and then delivered to the recipient.
- If I reply to a trustworthy sender, I can also attach confidential data to the mail.
- E-mails do not have to be encrypted, as the communication cannot be read by third parties anyway.
- All the answers are correct.

[your logo here] INFO TIPS INFO TIPS EXAM PROGRESS: 80%

Handling sensitive information

Proper handling of confidential data

What is classified confidential information?

When information is classified as confidential, its unintentional disclosure, alteration, or damage usually results in serious harm to a company, to customers, employees, or partners. Confidential information includes, but is not limited to, intellectual property, contract negotiations, personal and health data, financial information and account information of customers and employees.

What is business-relevant data?

All files that are necessary for the traceability of a task or a business are regarded as business-relevant. This also applies to e-mails.

COURSE	DESCRIPTION	E	TYPE	L	THUMBNAIL PREVIEW
--------	-------------	---	------	---	-------------------

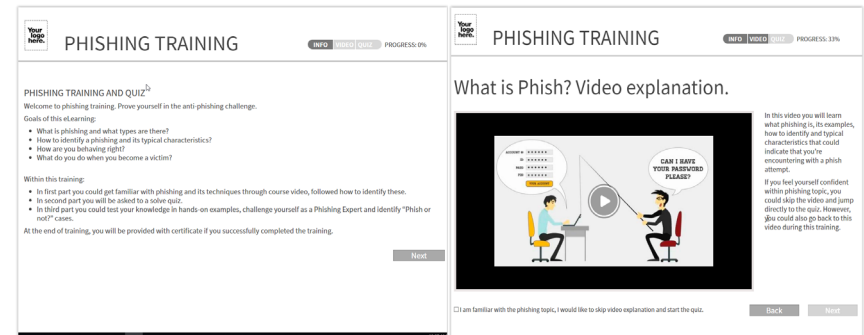
Classic Design: Interactive phishing training



Length: 5-10 Minutes

This template includes a short video, a test and a game about phishing. At the end of the course, the successful participant can print out a certificate.

PRE
UTR



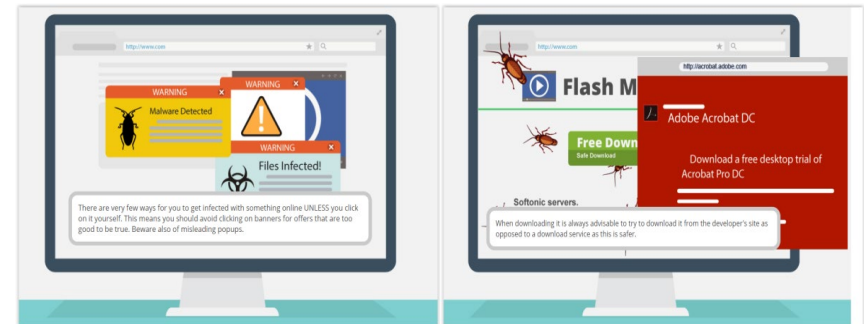
Classic Design: Internet usage




Length: 10-20 Minutes

In this course the participant learns how to navigate the Internet safely. All content is 100% customizable.

PRO
PRE
UTR



Classic Design: Password Security Course & Video



Length: 10-15 Minutes

In this course the participant learns why strong passwords are necessary and how to select them. The web-based content is combined with a premium video that explains the challenges of secure passwords. All content is 100 % customizable

PRE
UTR



COURSE	DESCRIPTION	E	TYPE	L	THUMBNAIL PREVIEW
--------	-------------	---	------	---	-------------------

Classic Design: Phishing Awareness Training



Length: 15-25 Minutes

In this course the student will be guided through different lessons. These include tips, video, quizzes and a test. Each learning content is in a separate chapter. Only after completion of a chapter, a new one can be started. At the end of the training the participant can create a certificate with the exam results. Details on the configuration can be found in readme.html.

STR
PRO
PRE
UTR



TRAINING VIDEO

AWARENESS TRAINING: PHISHING

Please take the refresher training video below.

Please also spare a few minutes to read the training tips and take part in the short quiz and test. If you answer more than 3 questions incorrectly in the test, the course starts again. At the end of the course you can obtain a certificate after successful completion.

Classic Design: Ransomware Awareness Training



Length: 5:10 Minutes

The first part of this course includes a video on the Ransomware topic. In a second web-based learning section more information about this subject is given. The user then also receives valuable tips on how to better protect himself against similar attacks in the future.

PRO
PRE
UTR



Security Awareness Course "Ransomware"

Security Awareness Course "Ransomware"

Classic Design: Removable Media Devices



Length: 5-10 Minutes

In this course the student will be guided through different lessons regarding the topic "risks of removable media devices". These include tips, video and a test. Each learning content is in a separate chapter. Only after completion of a chapter, a new one can be started. At the end of the training the participant can create a certificate with the exam results.:

PRO
PRE
UTR



TRAINING VIDEO

[your logo here] VIDEO | TIPS | INFO | EXAM | PROGRESS: 75%

EXAM

(The exam contains 5 multiple choice questions. Please choose the correct answer. You are only allowed to give a maximum of 3 incorrect answers, otherwise the training starts all over again.)

1 BUSINESS DATA ON MOBILE SYSTEMS:

Which of the following statements is NOT correct for mobile systems with regard to business data?

- The user is responsible for backing up the data on a cloud data storage.
- All business data may only be stored on a USB stick.
- When data is transferred to external storage media, appropriate precautions must be taken to protect the information.

COURSE	DESCRIPTION	E	TYPE	L	THUMBNAIL PREVIEW
--------	-------------	---	------	---	-------------------

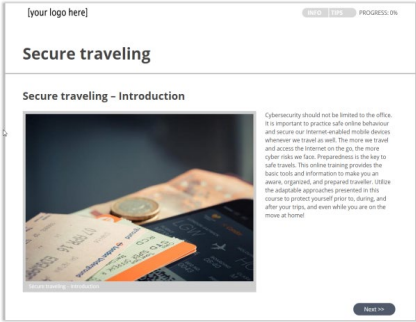
Classic Design: Secure traveling



Length: 5-10 Minutes

In this course the participant learns what he must pay attention to before, during and after the trips regarding his IT security. All content is 100 % customizable

UTR



Classic Design: Security Incidents



Length: 2-5 Minutes

This course covers security incidents and the processes involved in reporting such incidents. All content is 100 % customizable.

PRE UTR



Classic Design: security training



Length: 10-30 Minutes

Training for individuals with privileged access (IT Administrator, Database administrator etc.)

PRE UTR



COURSE	DESCRIPTION	E	TYPE	L	THUMBNAIL PREVIEW
--------	-------------	---	------	---	-------------------

Classic Design: Social networking

In this course, the participant learns about the risks associated with social networking and is given some practical tips. All content is 100 % customizable.



Length: 10-30 Minutes

PRO
PRE
UTR




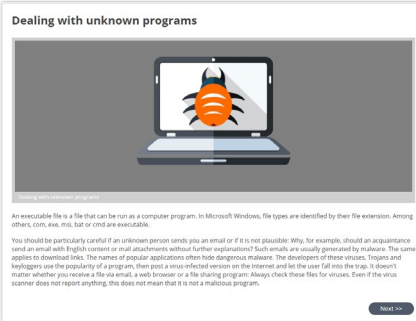
Classic Design: Software and system settings

This course covers the correct use of software and system settings. All content is 100 % customizable.



Length: 2-5 Minutes

UTR



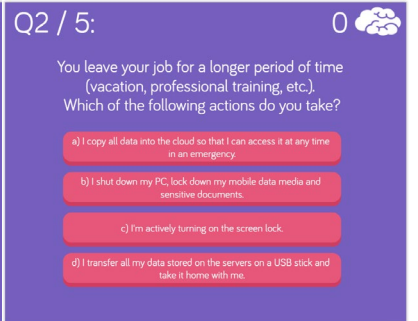
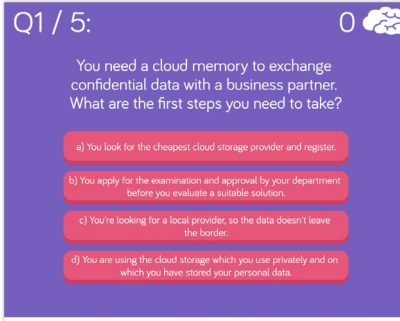
Cloud Security Exam






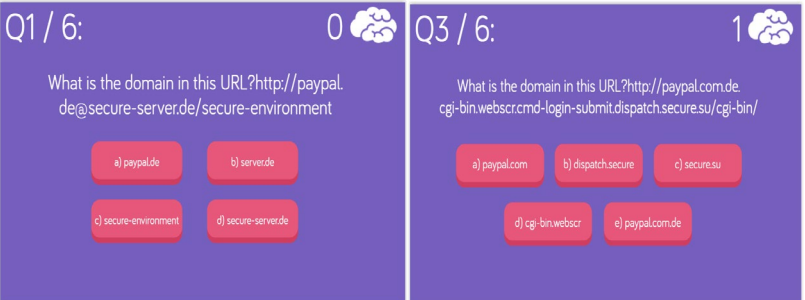
In this short quiz, the participant is asked five multiple choice questions in order to test their knowledge regarding cloud security. At the end of the quiz the participant can create a certificate with the exam results.



Length: 10-15 Minutes

PRE
UTR












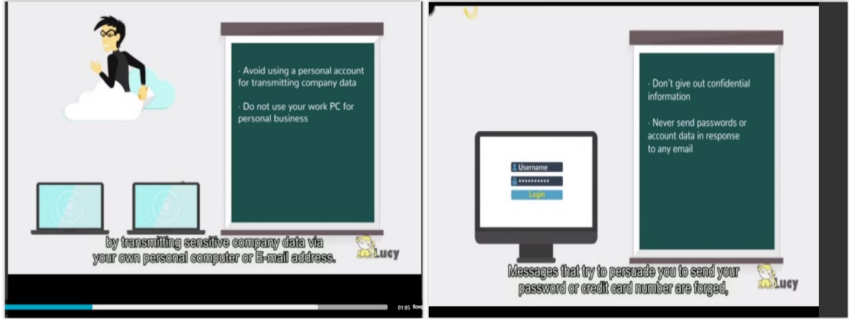



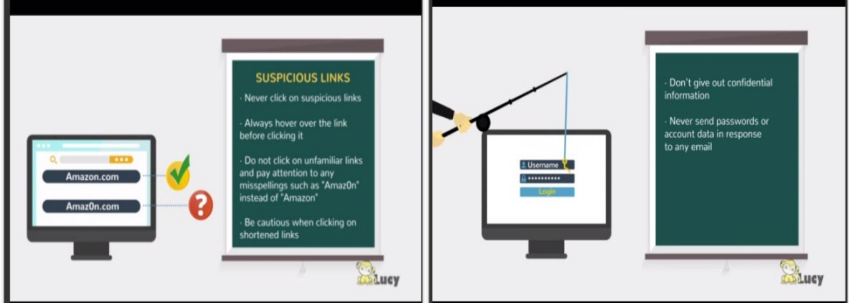
COURSE	DESCRIPTION	E	TYPE	L	THUMBNAIL PREVIEW
<p>Data Privacy & GDPR Video</p>  <p>Length: 5:50 Minutes</p>	<p>This video is dedicated to the topic "data privacy & GDPR". The content (animation, language, script) is customizable. More info about customization can be found here: https://goo.gl/HXN9SG.</p>	<p>PRE UTR</p>	 		
<p>Data Privacy & GDPR Video (close caption)</p>  <p>Length: 5:50 Minutes</p>	<p>This video is dedicated to the topic "data privacy & GDPR". The content (animation, language, script) is customizable. The video has subtitles. More info about customization can be found here: https://goo.gl/HXN9SG.</p>	<p>PRE UTR</p>	 		
<p>Domain Exam</p>  <p>Length: 10-15 Minutes</p>	<p>In this short quiz, the participant is asked six multiple choice questions in order to test their knowledge regarding domains. At the end of the quiz the participant can create a certificate with the exam results.</p>	<p>PRE UTR</p>			

COURSE	DESCRIPTION	E	TYPE	L	THUMBNAIL PREVIEW
--------	-------------	---	------	---	-------------------

<p>Email Only - This was a phishing simulation & Tips</p>  <p>Length: 2-5 Minutes</p>	<p>This is a template that does not have a web page integrated. The employee is informed about the phishing simulation and receives a few tips on how to better detect such attacks in the future.</p>	<p>STR PRO PRE UTR</p>			
--	--	------------------------------------	---	--	---

<p>Email Only - This was a simulation & Tips (Text)</p>  <p>Length: 2-5 Minutes</p>	<p>This is a template that does not have a web page integrated. The employee is informed about the phishing simulation and receives a few tips on how to better detect such attacks in the future and where to report them.</p>	<p>STR PRO PRE UTR</p>			
--	---	------------------------------------	---	--	---

<p>Email Security Exam</p>  <p>Length: 10-15 Minutes</p>	<p>In this short quiz, the user is asked ten multiple choice questions in order to test their knowledge regarding emails. At the end of the quiz the participant can create a certificate with the exam results.</p>	<p>PRE UTR</p>		<div style="display: flex; justify-content: space-between;"> <div style="width: 45%;"> <p>Q1 / 10: 0</p> <p>It is acceptable to click on hyperlinks within the body of emails as long as you know who it came from.</p> <p>a) True</p> <p>b) False</p> </div> <div style="width: 45%;"> <p>Q2 / 10: 1</p> <p>Which of the following is a good practice to avoid email viruses?</p> <p>a) Delete an unexpected or unsolicited message</p> <p>b) Use anti-virus software to scan attachments before opening</p> <p>c) Delete similar messages that appear more than once in your inbox</p> <p>d) All the above</p> </div> </div>
---	--	--------------------	--	--

COURSE	DESCRIPTION	E	TYPE	L	THUMBNAIL PREVIEW
<p>Email Security Video 1.3 (close caption)</p>  <p>Length: 9 Minutes</p>	<p>In this 9-minute security awareness video, we talk about email security risks. The video has subtitles. The content (animation, language, script) is customizable. More info about customization can be found here: https://goo.gl/HXN9SG.</p>	<p>PRO PRE UTR</p>			
<p>Email Security Video - SHORT (close caption)</p>  <p>Length: 1 Minute</p>	<p>In this 1-minute security awareness video, we talk about email security risks. The video has subtitles. The content (animation, language, script) is customizable. More info about customization can be found here: https://goo.gl/HXN9SG.</p>	<p>PRO PRE UTR</p>			
<p>Email Security Video - Short Version 1.1</p>  <p>Length: 1 Minutes</p>	<p>In this short (~1 minute) security awareness video we talk about email security risks. We have put together a few security tips, which involve best practices and policies. The content (animation, language, script) is customizable. More info about customization can be found here: https://goo.gl/HXN9SG.</p>	<p>PRO PRE UTR</p>			

COURSE	DESCRIPTION	E	TYPE	L	THUMBNAIL PREVIEW
--------	-------------	---	------	---	-------------------

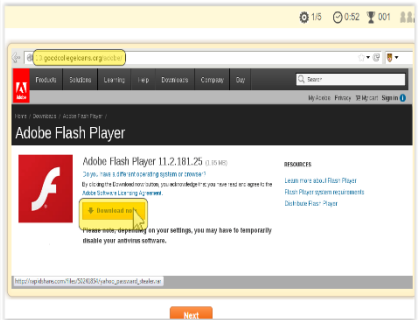
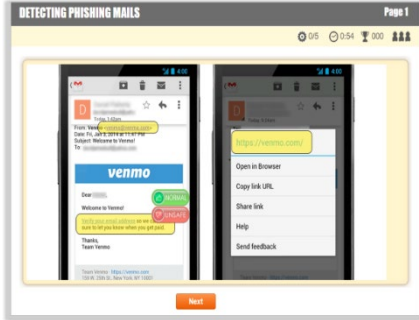
Game: Spot the phishing scam!



Length: 15-20 Minutes

In this game the user is shown different websites or e-mails. The user must find out whether it is legitimate content or possibly a phishing scam. The user only has a limited number of lives and time. After the game is finished, an evaluation takes place and a training certificate can be downloaded or printed out.

PRO
PRE
UTR



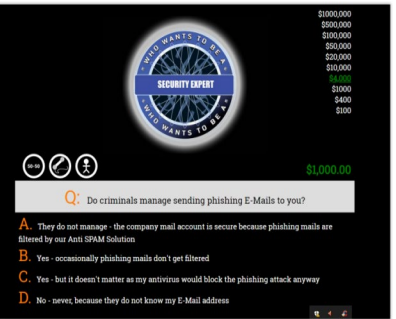

Game: Test your phishing know-how!



Length: 10-15 Minutes

Adapted from "Who Wants to Be a Millionaire?" we created an interactive phishing awareness quiz. Become a phishing security expert in 10 rounds!

PRO
PRE
UTR



COURSE	DESCRIPTION	E	TYPE	L	THUMBNAIL PREVIEW
--------	-------------	---	------	---	-------------------

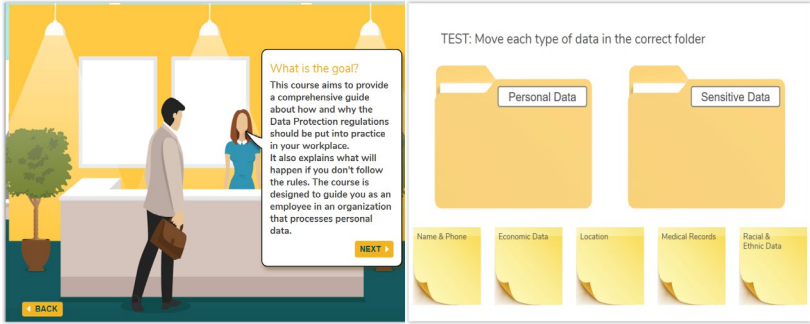
General Data Protection Regulation (GDPR)




Length: 30-40 Minutes

The General Data Protection Regulation (GDPR) is a regulation that will enforce a stronger data protection regime for organizations that operate in the European Union (EU) and handle EU citizens' data. A key component of an organization's GDPR compliance framework is staff awareness and education. This interactive e-learning course for employees introduces the GDPR and the key compliance obligations for organizations. It also aims to provide a complete foundation on the principles, roles, responsibilities and processes under the regulation.

PRE
UTR



Guided Course: CEO Fraud, & Social Engineering



Length: 30 Minutes

This interactive template focuses on social engineering. The content is enriched with videos and a game. The recipient can afterwards test his knowledge in an exam.

PRO
PRE
UTR



COURSE	DESCRIPTION	E	TYPE	L	THUMBNAIL PREVIEW
--------	-------------	---	------	---	-------------------

Guided Course:
Comprehensive security course



Length: 60 - 80 minutes

Topics in this course include "SHOULDER SURFING", "PORTABLE MEDIA ATTACKS", "VISHING (COLD CALLING)", "CLEAR DESK POLICY", "PHYSICAL SECURITY", "VISITORS AND IN-PERSON INTERACTION", "SOCIAL ENGINEERING", "PASSWORD SECURITY", "SECURE BROWSING", "SECURE SOCIAL NETWORKING", "USING PUBLIC WI-FI'S", "MOBILE SECURITY". Please note the different configuration options in readme.html (located in the same directory as the course).

PRE
UTR

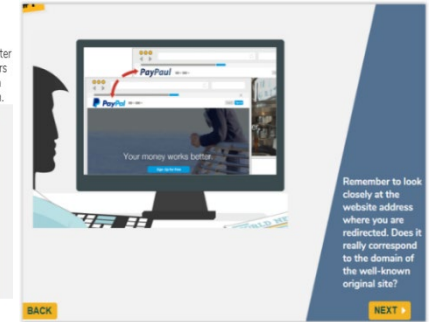


PHISHING & MALWARE ATTACKS

Criminals have learned that the easiest way to hack into an organization, infect a computer or gain access to important information like account numbers, passwords or PIN numbers is simply to ask. A phishing attack usually starts with an email, an instant message or an SMS from someone who claims to be a bank, online shop or even your own organization.

The message might ask you to click on a link or download and execute a file.

NEXT ▶



Guided Course: General Security Awareness Course



Length: 15- 20 Minutes

This a fully customizable 15- to 20-minute security awareness course covers topics like phishing, malware, clean desk policy, secure passwords, vishing, shoulder surfing, etc.

PRO
PRE
UTR



COURSE	DESCRIPTION	E	TYPE	L	THUMBNAIL PREVIEW
--------	-------------	---	------	---	-------------------

Guided Course: HIPAA Security Course



Length: 60 Minutes

PRE
UTR



WHAT IS HIPAA & WHY IS IT SO IMPORTANT?
Prior to 1996, there was no standard set at governmental level to

- 1) protect American workers' healthcare rights and information, and
- 2) provide a unified set of documentation to be filled out by health administration.

Then U.S. Congress passed the Healthcare Insurance Portability and Accountability Act, or otherwise known as HIPAA, to protect American citizens and simplify the system—at least to a degree.

STEP 1
Institute Privacy and Security Officers to oversee HIPAA compliance. ✓

STEP 2
Organize initial training for all employees who will be handling PHI and/or ePHI, and conduct refreshment training every two years. ✓

STEP 3
Assess the organization's HIPAA Security risks, as compared to federal standard and fix any issues. ✓

STEP 4
Create formal documents, policies, controls, and procedures regarding the protection of PHI within the organization. ✓

HIPAA COMPLIANCE
All organizations who have access to PHI must be HIPAA compliant, and in order to do that, certain safeguards and controls must be set up.

Guided Course: Identity Theft Security Course



Length: 20-30 Minutes

This interactive course helps employees understand your Identity Theft Prevention Program and how they can help prevent identity theft by recognizing Red Flags and responding appropriately. It includes coverage of regulations, definitions, identity theft prevention program details, detection, response, and handling discrepancies.

UTR



Spotting the Red Flags
We can begin by looking into the ways these identity thieves communicate with three unsuspecting employees that do not know about their criminal acts.

Note: Personal identifying information such as social security numbers, names, date of birth or credit card numbers is what these identity thieves use in creating another financial account and also gaining access to the existing accounts of their victims.

Considering the assumptions below, envisage how you would respond if you were the employee. Would you have the ability of seeing the impending calamity?

Question 1
What is a Red Flag?

- A. A practice, pattern or a particular activity that shows that there may be an identity theft.
- B. A particular activity that shows unprofitable occurrence.
- C. A practice of particular activity that shows that a specific business activity is profitable.
- D. A series of behavior that establish the occurrence of identity theft.

Guided Course: Physical Security Course



Length: 10 Minutes

In this short security course, the user is presented a few facts about common threats and countermeasures regarding physical security (unattended devices, shoulder surfing, portable media devices, disposal of sensitive information, visitors, etc).

PRE
UTR



If you need to leave your devices unattended: secure them!

Enable remote wipe
Some devices can be set to be erased remotely - or to erase themselves if the password/PIN is entered incorrectly too many times. Consider turning these on to protect information in the case of theft or loss. Be sure to back up your device regularly if you enable these features!

Delete data before giving away your device
Securely delete all contents from computers and mobile.

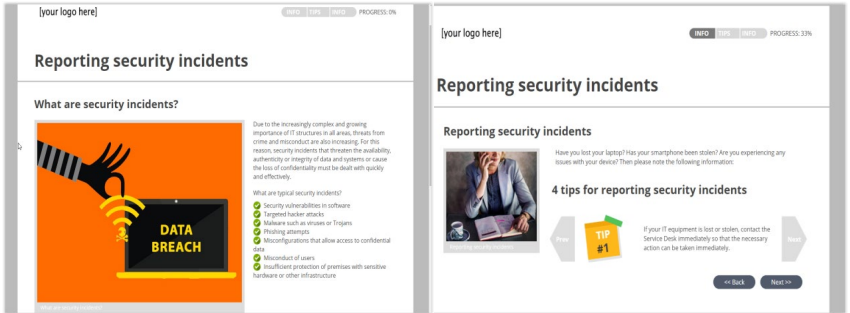
COURSE	DESCRIPTION	E	TYPE	L	THUMBNAIL PREVIEW
--------	-------------	---	------	---	-------------------



Length: 15 Minutes

This course covers security incidents and the processes involved in reporting such incidents. All content is 100 % customizable.

PRE
UTR



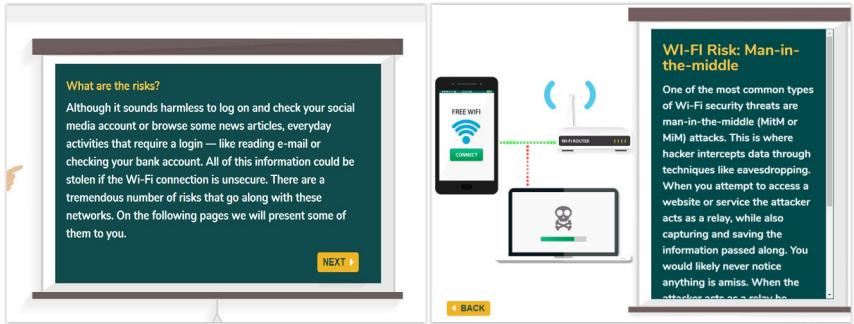
Guided Course: WIFI Security Course



Length: 5-10 Minutes

This wireless security course (5-10 minutes) provides employees with an understanding of the risks associated with wireless networks and how best to protect themselves from them.

PRE
UTR



Guided Course: Workplace Security Course



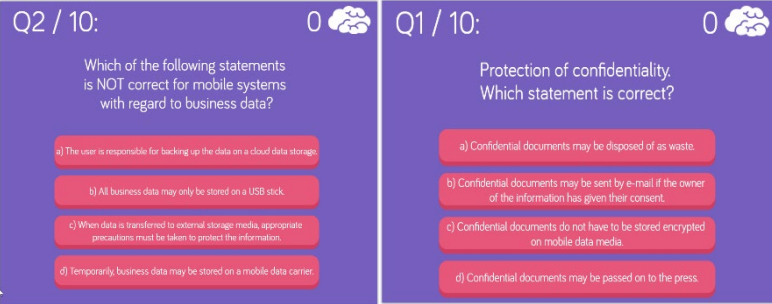





Length: 40- 50 Minutes

This course takes approximately 40 Minutes to complete. Upon completion of Workplace Security Awareness, employees and managers will be able to: Identify potential risks to workplace violence, describe measures for improving workplace security & determine the actions to take in response to a security situation:

PRE
UTR



COURSE	DESCRIPTION	E	TYPE	L	THUMBNAIL PREVIEW
<p>Handling Confidential Information Exam</p>  <p>Length: 10-15 Minutes</p>	<p>In this short quiz, the participant is asked ten multiple choice questions in order to test their knowledge regarding handling confidential information. At the end of the quiz the participant can create a certificate with the exam results.</p>	<p>PRE</p>	<p>UTR</p>		

<p>Hand out: Comprehensive security course (PDF/PPT)</p>  <p>Length: 60-80 Minutes</p>	<p>Topics in this course include "SHOULDER SURFING", "PORTABLE MEDIA ATTACKS", "VISHING (COLD CALLING)", "CLEAR DESK POLICY", "PHYSICAL SECURITY", "VISITORS AND IN-PERSON INTERACTION", "SOCIAL ENGINEERING", "PASSWORD SECURITY", "SECURE BROWSING", "SECURE SOCIAL NETWORKING", "USING PUBLIC WI-FI'S", "MOBILE SECURITY". The PDF is embedded in this static web page. The PowerPoint template is located within this template folder. You can download it: click on the left navigation item "content template" --> select the button "upload file or image" within the editor pane --> click "search server" to access the file manager in LUCY --> click "download." After you make desired changes to the word file, please save it as a PDF with the name "info.pdf" and upload back to your LUCY instance using the file manager within this template. All content is 100 % customizable.</p>	<p>UTR</p>		
---	--	------------	---	--

COURSE	DESCRIPTION	E	TYPE	L	THUMBNAIL PREVIEW
--------	-------------	---	------	---	-------------------

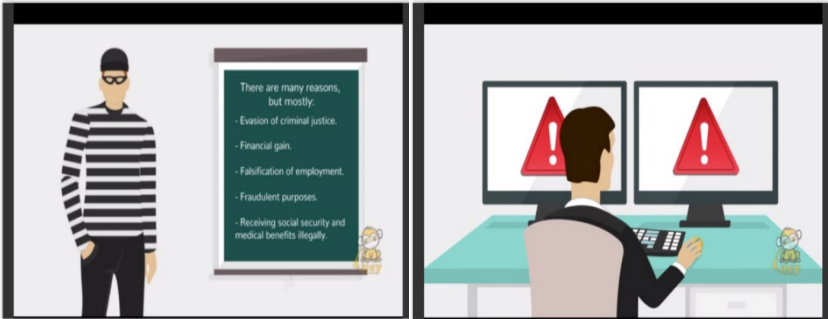
Identity theft video



Length: 5:27 Minutes

This video is dedicated to the topic "identity theft". The content (animation, language, script) is customizable. More info about customization can be found here: <https://goo.gl/HXN9SG>

UTR



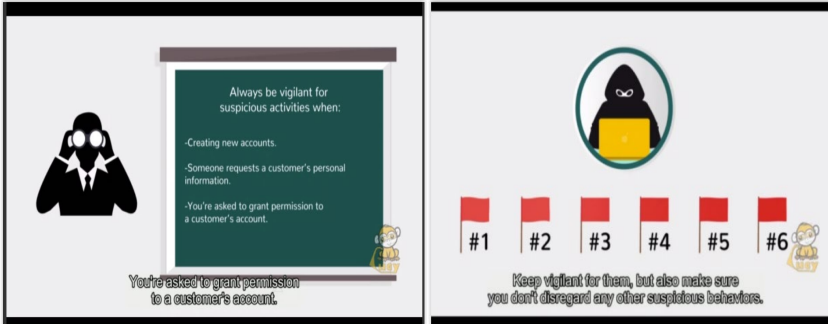
Identity theft video (close caption)



Length: 5:27 Minutes

This video is dedicated to the topic "identity theft". The content (animation, language, script) is customizable. The video has subtitles. More info about customization can be found here: <https://goo.gl/HXN9SG>.

UTR



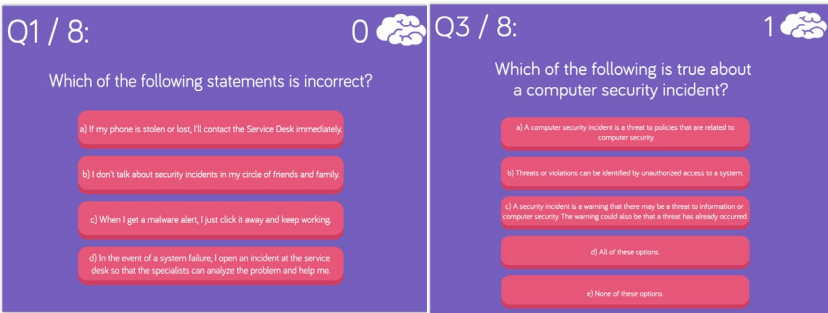
Incidents Exam



Length: 10-15 Minutes

In this short quiz, the participant is asked five multiple choice questions in order to test their knowledge regarding incidents. At the end of the quiz the participant can create a certificate with the exam results.

PRE UTR



COURSE	DESCRIPTION	E	TYPE	L	THUMBNAIL PREVIEW
--------	-------------	---	------	---	-------------------

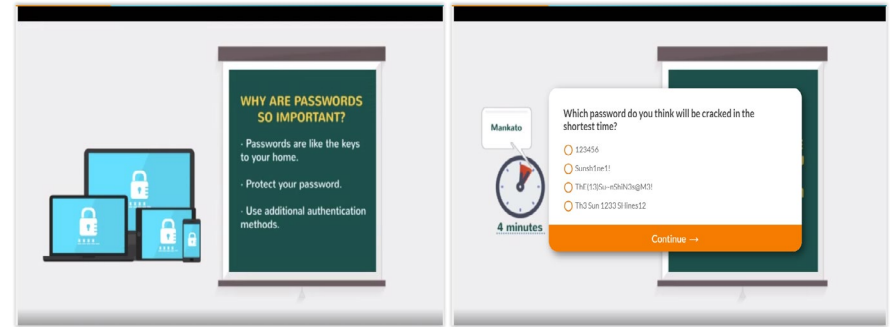
Interactive Password Awareness Video



Length: 2-5 Minutes

In this video the participant will learn the importance of Password Security. This video talks about the importance of password security. How do hackers hack passwords, and how can you make your password secure? The video contains questions to help the participant test their knowledge.

PRE UTR



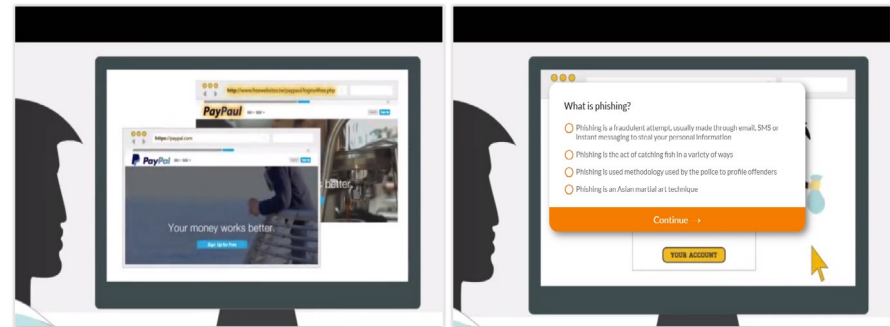
Interactive Phishing Awareness Video



Length: 2-5 Minutes

In this video the participant will learn how to identify a Phishing email. This video covers the basic mechanics of two techniques often used by hackers - phishing and spear-phishing, how to spot a phishing email, and what to do about it. The participant will also find questions to help them test their knowledge.

PRE UTR



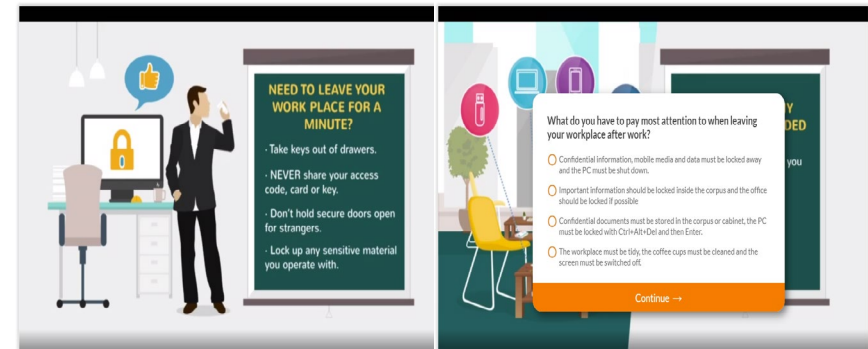
Interactive Physical Awareness Video



Length: 2-5 Minutes

In this video the participant will learn the importance of Physical Security risks. Why is Physical Security awareness important when it comes to preventing cyber hacking in your organization? This video explains how physical security can help strengthen your company's security, as well as the types of physical security attacks used by hackers. The video contains questions to test your knowledge.

PRE UTR



COURSE	DESCRIPTION	E	TYPE	L	THUMBNAIL PREVIEW
--------	-------------	---	------	---	-------------------

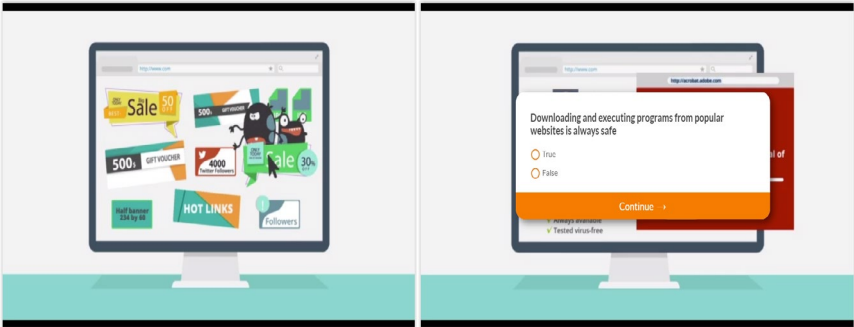
Interactive Secure Internet Usage Awareness Video



Length: 2-5 Minutes

In this video the participant will learn about the Dos and Don'ts of Internet browsing. In this video we cover the topic of secure Internet usage, including some tips to avoid malicious links, downloads, and suspicious sites that may contain viruses. The video contains questions to help the participant test their knowledge.

PRE
UTR



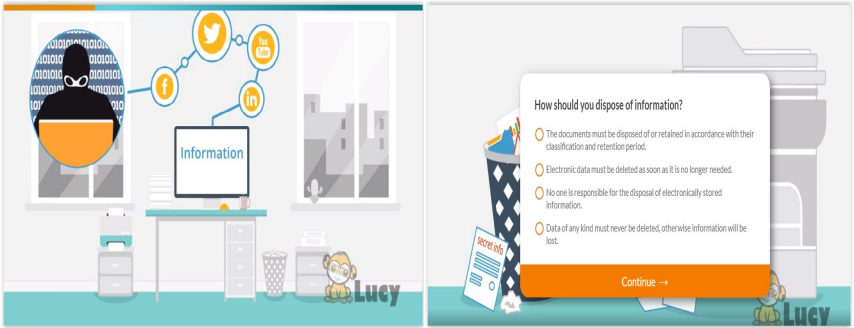
Interactive Security Awareness Video



Length: 2-5 Minutes

In this video the participant will learn to identify the security risk in most situations. This video covers security tips that can help you keep your company's data secure. Among the discussed topics are phishing, clean desk policy, vishing, and shoulder surfing. The video contains questions to help the participant test their knowledge.

PRE
UTR



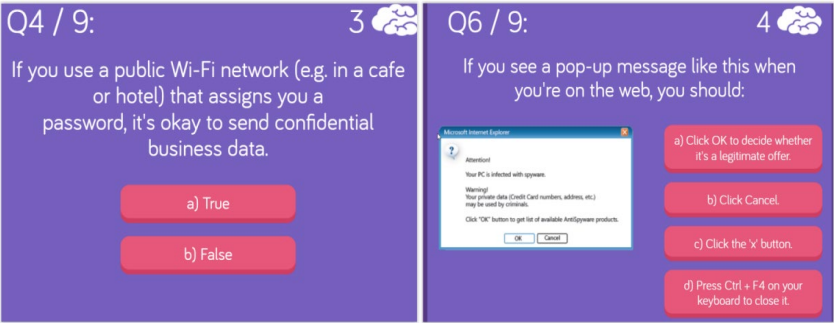
Internet Security Exam






Length: 10-15 Minutes



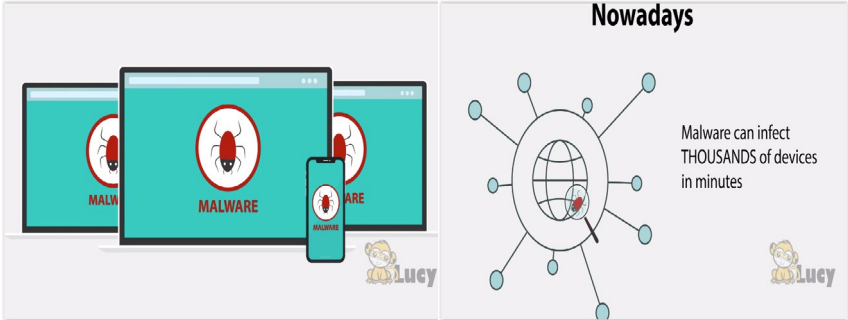
In this short quiz, the user is asked nine multiple choice questions in order to test their knowledge regarding internet security (email security, privacy, password security, etc.).



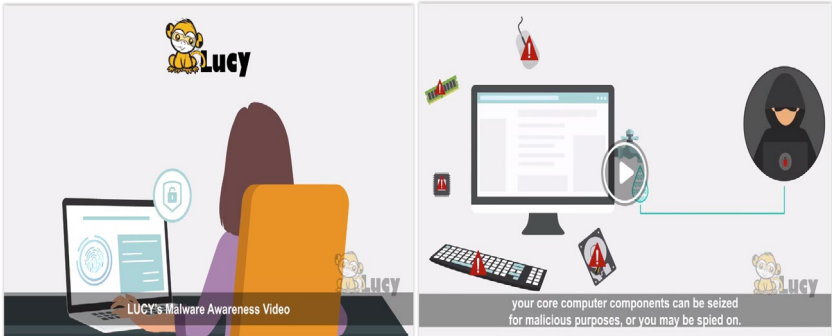
PRO
PRE
UTR



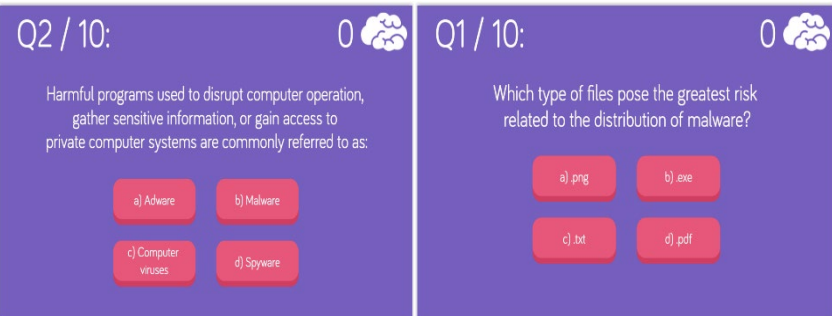


COURSE	DESCRIPTION	E	TYPE	L	THUMBNAIL PREVIEW
<p>Lucy Phishing Awareness Video - Short version 1.1</p>  <p>Length: 1 minute</p>	<p>This is a 1-minute educational video about phishing attacks. Every video scene can be customized (e.g. custom branding) and translated into additional languages. See: http://phishing-server.com/PS/doc/dokuwiki/doku.php?id=create_a_custom_e-learning_video. This video allows you to track if the user watched the content.</p>	<p>STR PRO PRE UTR</p>			
<p>Lucy Phishing Video 1.1 (close caption)</p>  <p>Length: 3-minute</p>	<p>This is a 3-minute educational video about phishing attacks. The video has English subtitles. Each video scene can be customized (e.g. custom branding) and translated into additional languages. See: http://phishing-server.com/PS/doc/dokuwiki/doku.php?id=create_a_custom_e-learning_video. This video allows you to track if the user watched the content.</p>	<p>PRO STR PRE UTR</p>			
<p>Lucy Phishing Video (with Tracking Option) 1.1</p>  <p>Length: 2-5 Minutes</p>	<p>This is a 3-minute educational video about phishing attacks. Each video scene can be customized (e.g. custom branding) and translated into additional languages. See: http://phishing-server.com/PS/doc/dokuwiki/doku.php?id=create_a_custom_e-learning_video. This video allows you to track if the user watched the content.</p>	<p>STR PRO PRE UTR</p>			

COURSE	DESCRIPTION	E	TYPE	L	THUMBNAIL PREVIEW
--------	-------------	---	------	---	-------------------

<p>Malware Awareness Video</p>  <p>Length: 4-5 Minutes</p>	<p>This video will introduce you to the different forms of malware. You will learn how to detect signs of a malware infection and how to protect yourself against possible malware attacks.</p>	<p>PRE UTR</p>		
---	---	--------------------	--	---

<p>Malware Awareness Video (close caption)</p>  <p>Length: 4-5 Minutes</p>	<p>This video will introduce you to the different forms of malware. You will learn how to detect signs of a malware infection and how to protect yourself against possible malware attacks.</p>	<p>PRE UTR</p>		
---	---	--------------------	--	---

<p>Malware Exam</p> 	<p>In this short quiz, the participant is asked ten multiple choice questions in order to test their knowledge regarding malware. At the end of the quiz the participant can create a certificate with the exam results. Duration: 10-15 Minutes Skill Level: Low Audience: All Interactive: Yes</p>	<p>PRE UTR</p>		
---	--	--------------------	--	---

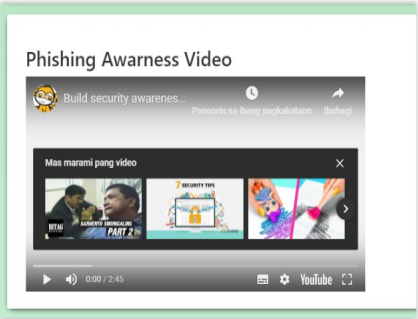
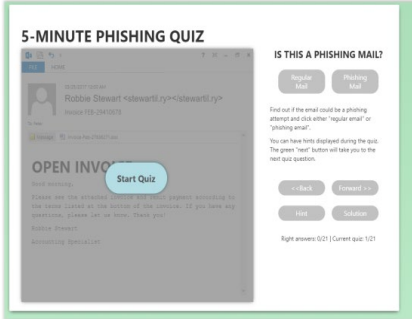
COURSE	DESCRIPTION	E	TYPE	L	THUMBNAIL PREVIEW
--------	-------------	---	------	---	-------------------

Mixed Awareness - Long Version



This mixed interactive awareness course contains an info, tip, contact, quiz and video section. The quiz contains 20 mail templates, where the user must spot the phishing scam. Other customization options are defined in the readme.html file.

PRO
PRE
UTR

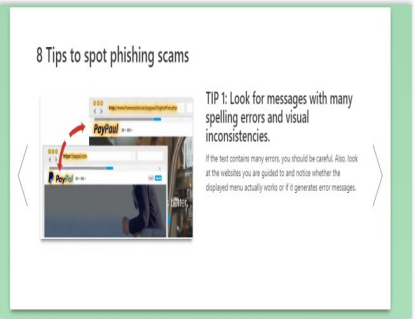
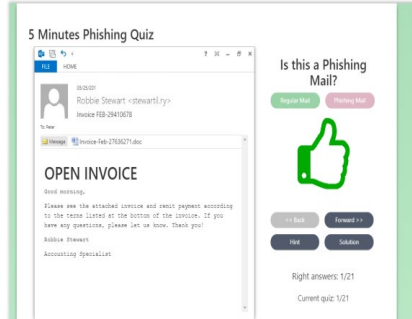


Mixed Awareness - Long | with Language Sel.1.2



This mixed interactive awareness course contains an info, tip, contact, quiz and video section. You have a separate language drop-down menu option within the page in case you cannot determine in advance the language of the audience. The quiz contains 20 mail templates, where the user must spot the phishing scam. Other customization options are defined in the readme.html file.

PRO
PRE
UTR

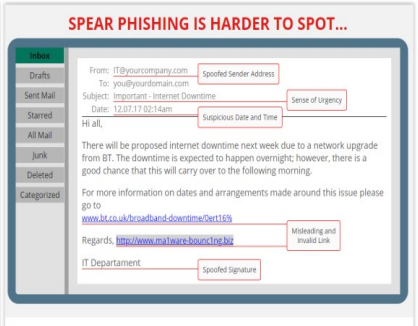
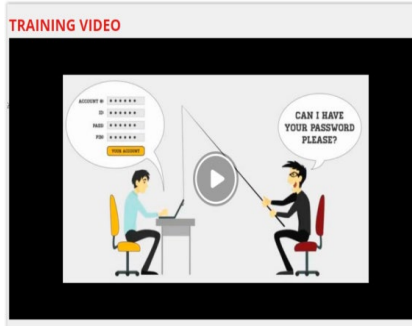


Mixed Awareness Template III



This mixed interactive template explains how to recognize a phishing email. It also contains a phishing quiz and a video.


PRO
PRE
UTR



Length: 15-20 Minutes

COURSE DESCRIPTION E TYPE L THUMBNAIL PREVIEW


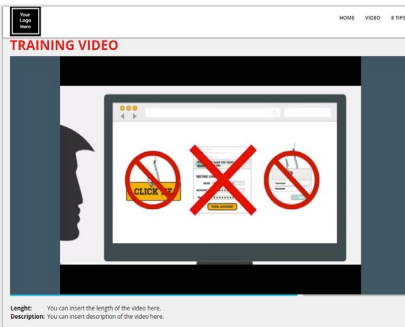
Mixed Awareness Template IV (1.2)




Length: 5-10 Minutes

This short version of a mixed template contains a training video and gives the user a few security tips.

PRO
PRE
UTR


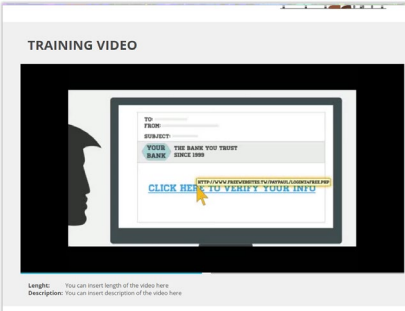

Mixed Awareness Template V




Length: 15-20 Minutes

This mixed interactive template explains how to recognize a phishing email. It also contains a phishing quiz and a video and an exam (multiple choice).

PRO
PRE
UTR


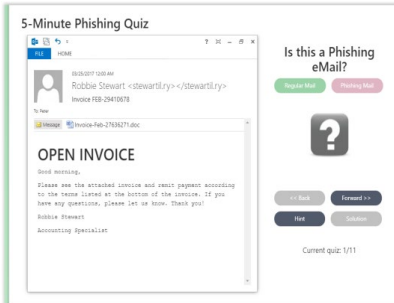


Mixed eLearning (short)



Length: 10-15 Minutes

This short version of the mixed interactive awareness course contains an info, tip, contact, quiz and video section. You have a separate language drop-down menu option within the page (can be disabled) in case you cannot determine in advance the language of the audience. The quiz contains only 10 email templates, where the user must spot the phishing scam. Other customization options are defined in the readme.html file.

PRO
PRE
UTR

COURSE	DESCRIPTION	E	TYPE	L	THUMBNAIL PREVIEW
<p>Mobile Security Awareness Course (2.3)</p>  <p>Length: 10 Minutes</p>	<p>In this short mobile security training course, the user learns how to identify potential risks in using mobile devices. The course includes practical countermeasures every end user in a corporate environment needs to know. The content and animation are fully customizable.</p>	PRE UTR			
<p>Mobile Security Awareness Video 1.2</p>  <p>Length: 3:23 Minutes</p>	<p>This short security video gives a few tips regarding the secure usage of mobile devices (mainly smart phones & laptops). Please note that all videos can be fully customized. More info: http://www.lucysecurity.com/PS/doc/dokuwiki/doku.php?id=create_a_custom_e-learning_video</p>	PRE UTR			
<p>Mobile Security Awareness Video (close caption)</p>  <p>Length: 3:23 Minutes</p>	<p>This short security video gives a few tips regarding the secure usage of mobile devices (mainly smartphones & laptops). The video has English subtitles. Please note that all videos can be fully customized. More info: http://www.lucysecurity.com/PS/doc/dokuwiki/doku.php?id=create_a_custom_e-learning_video</p>	PRE UTR			

COURSE	DESCRIPTION	E	TYPE	L	THUMBNAIL PREVIEW
--------	-------------	---	------	---	-------------------

Mobile Security Awareness Video - Short Version



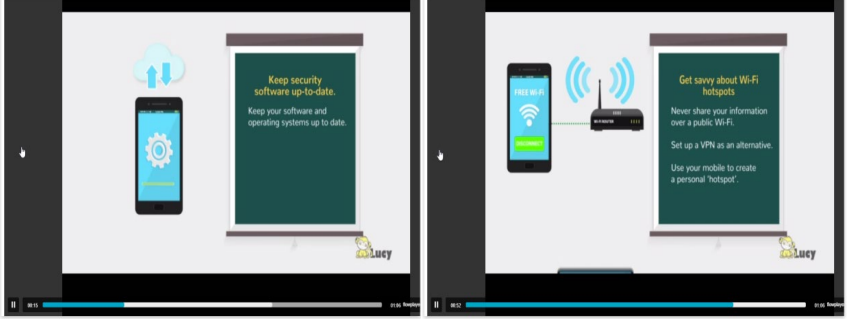
Length: 1 Minute

This short security video provides a few tips regarding the secure usage of mobile devices (mainly smartphones & laptops). Please note that all videos can be fully customized. More info: http://www.lucysecurity.com/PS/doc/dokuwiki/doku.php?id=create_a_custom_e-learning_video

PRE UTR



-
-
-
-
-
-



One Pager Phishing Awareness (responsive)



Length: 2 Minutes

This is a static one-page long phishing awareness HTML template. It works with a min resolution of 360 pixels.

STR PRO PRE UTR



-
-
-
-
-
-
-
-
-



Password Security Course



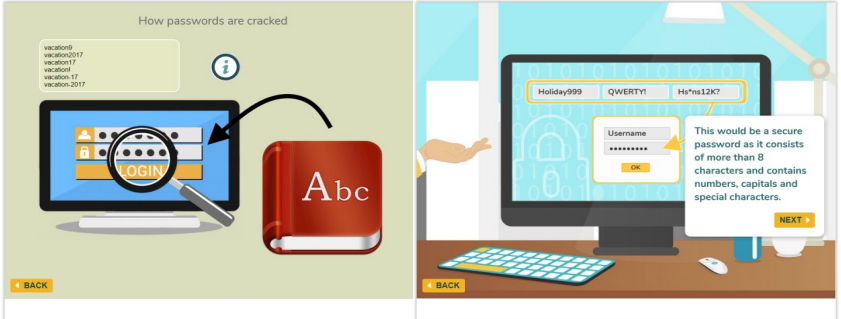
Length: 15 Minutes


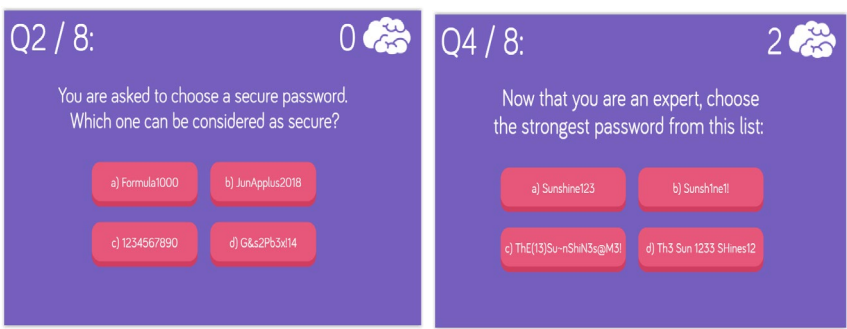

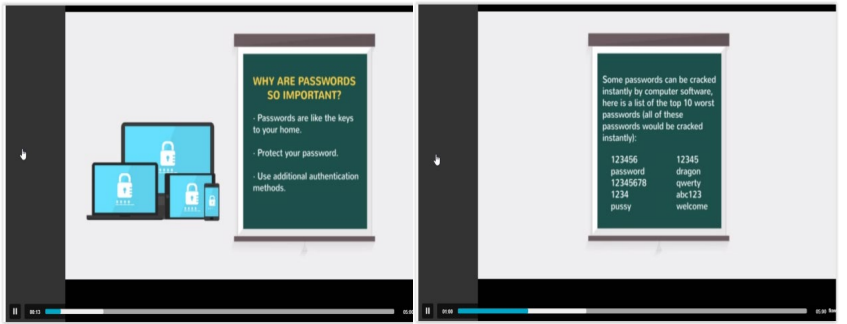

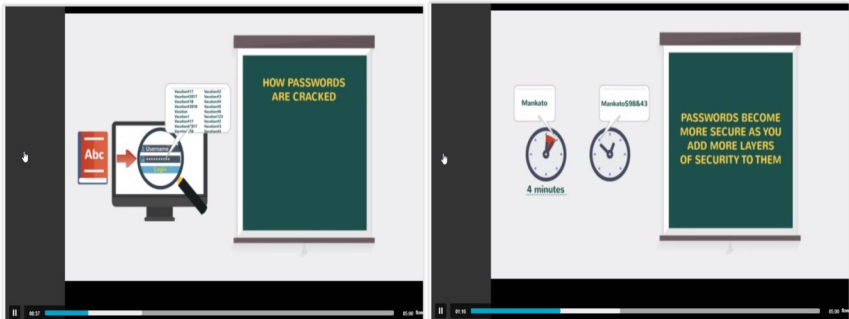
This security training aims to improve the user's knowledge about password security.





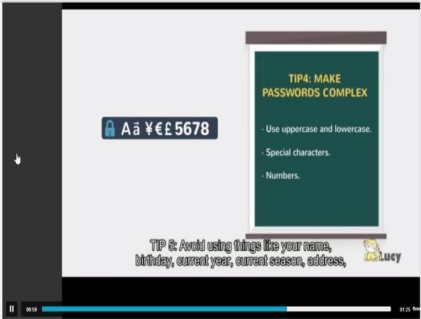



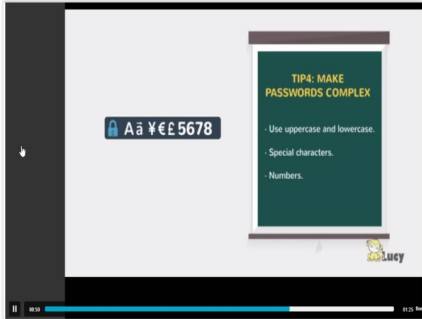




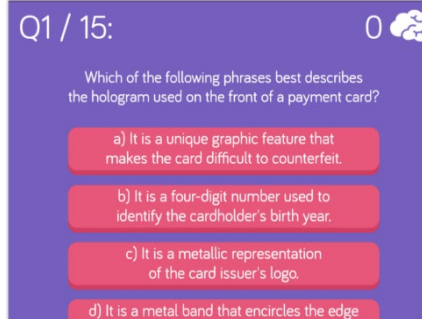
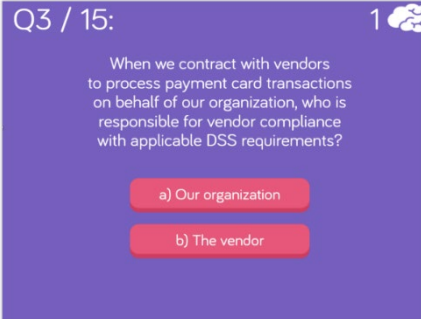
PRE UTR



-
-
-
-
-
-
-
-
-
-



COURSE	DESCRIPTION	E	TYPE	L	THUMBNAIL PREVIEW
<p>Password Security Exam</p>  <p>Length: 10-15 Minutes</p>	<p>In this short quiz, the participant is asked five multiple choice questions in order to test their knowledge regarding password security. At the end of the quiz the participant can create a certificate with the exam results.</p>	PRE UTR			
<p>Password Security Video 1.2</p>  <p>Length: 5 Minutes</p>	<p>In this 5-minute security awareness video we talk about password security risks. We have put together a few security tips about best practices and policies. The content (animation, language, script) is customizable. More info about customization can be found here: https://goo.gl/HXN9SG.</p>	PRE UTR		 	
<p>Password Security Video (close caption)</p>  <p>Length: 5 Minutes</p>	<p>In this 5-minute security awareness video we talk about password security risks. We have put together a few security tips about best practices and policies. The video has English subtitles. The content (animation, language, script) is customizable. More info about customization can be found here: https://goo.gl/HXN9SG.</p>	PRE UTR		 	

COURSE	DESCRIPTION	E	TYPE	L	THUMBNAIL PREVIEW
Password Security Video - SHORT (close caption)  Length: 1 Minute	In this 1-minute security awareness video we talk about password security risks. We have put together a few security tips about best practices and policies. The video has English subtitles. The content (animation, language, script) is customizable. More info about customization can be found here: https://goo.gl/HXN9SG .	PRE UTR			 
Password Security Video - Short Version  Length: 1 Minute	In this 1-minute security awareness video we talk about password security risks. We have put together a few security tips concerning best practices and policies. The content (animation, language, script) is customizable. More info about customization can be found here: https://goo.gl/HXN9SG . Duration	PRE UTR			 
PCI Exam  Length: 15 to 20 Minutes	In this exam, the user is asked 15 multiple choice questions in order to test their knowledge regarding PCI security (back office).	UTR			 

COURSE	DESCRIPTION	E	TYPE	L	THUMBNAIL PREVIEW
--------	-------------	---	------	---	-------------------

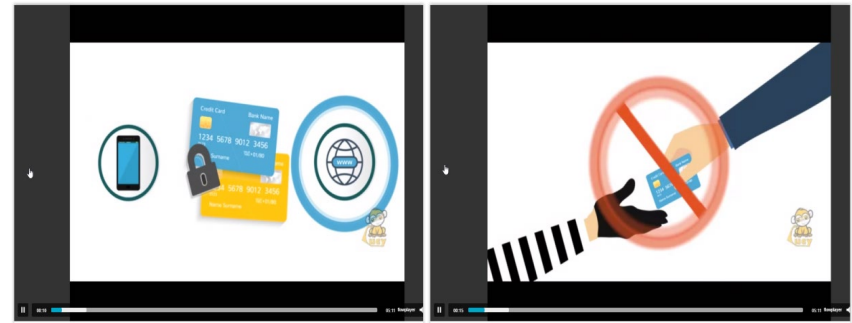
PCI Security Awareness Video



Length: 5:11 Minutes

This video is dedicated to the topic "PCI Security Awareness". The Payment Card Industry Data Security Standard (PCI DSS) is an information security standard for organizations that handle branded credit cards. The content (animation, language, script) is customizable. More info about customization can be found here: <https://goo.gl/HXN9SG>.

UTR




PCI Security Awareness Video (close caption)



Length: 5:11 Minutes

This video is dedicated to the topic "PCI Security Awareness". The Payment Card Industry Data Security Standard (PCI DSS) is an information security standard for organizations that handle branded credit cards. The content (animation, language, script) is customizable. This video has subtitles. More info about customization can be found here: <https://goo.gl/HXN9SG>.

UTR



PCI Security Course



Length: 20-30 Minutes

This Payment Card Industry (PCI) Awareness training is for anyone interested in learning more about PCI – especially people working for organizations that must comply with the PCI Data Security Standard (PCI DSS). All content is 100 % customizable.

PRE
UTR



COURSE	DESCRIPTION	E	TYPE	L	THUMBNAIL PREVIEW
--------	-------------	---	------	---	-------------------

PDF Infolyer



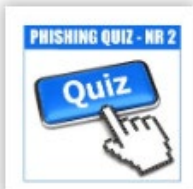
Length: 5 Minutes

A one-page phishing awareness flyer (PDF) is embedded in this static web page. The word template is located within this scenarios template folder. You can download it: click on the left navigation item "content template" --> select the button "upload file or image" within the editor pane --> click "search server" to access the file manager in LUCY --> click "download." After you make desired changes to the word file, please save it as a PDF with the name "info.pdf" and upload back to your LUCY instance using the file manager within this template. All content is 100 % customizable.

STR
PRO
PRE
UTR



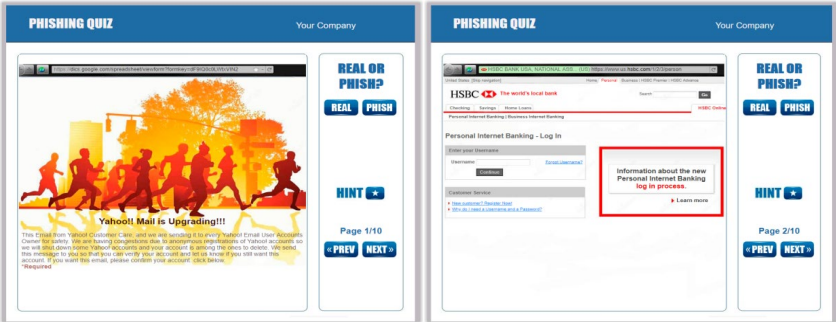
Phishing Quiz II (Type 2)



Length: 5-10 Minutes

This course contains a phishing quiz with different web pages. The user must spot the phishing scam.

STR
PRO
PRE
UTR



COURSE	DESCRIPTION	E	TYPE	L	THUMBNAIL PREVIEW
--------	-------------	---	------	---	-------------------

Phishing Quiz I (Type 1)



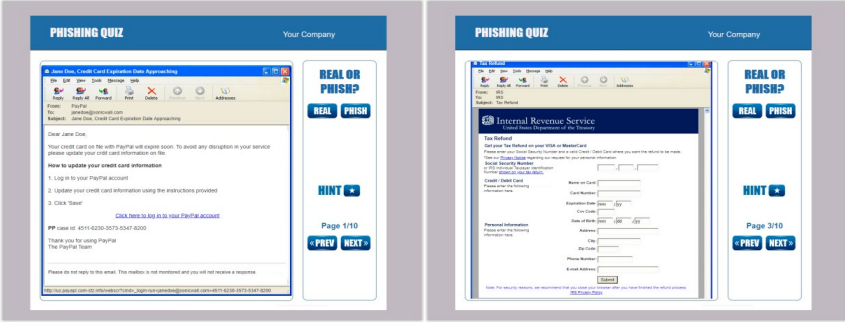
Length: 5-10 Minutes

This course contains a phishing quiz with different emails. The user must spot the phishing scam.

STR
PRO
PRE
UTR



-
-
-
-
-
-
-
-
-
-
-
-
-
-



Phishing Security Awareness Video



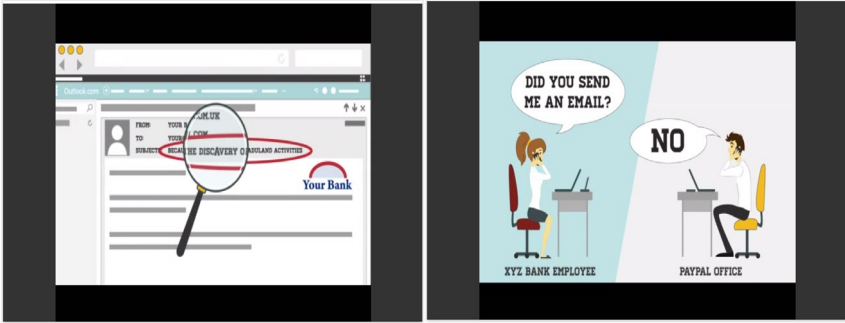
Length: 3 Minutes

This is a 3-minute educational video about phishing attacks. Each video scene can be customized (e.g. custom branding) and translated into additional languages. See: http://phishing-server.com/PS/doc/dokuwiki/doku.php?id=create_a_custom_e-learning_video. This video allows you to track if the user watched the content.

STR
PRO
PRE
UTR



-
-
-
-
-
-
-
-
-
-
-
-



COURSE	DESCRIPTION	E	TYPE	L	THUMBNAIL PREVIEW
--------	-------------	---	------	---	-------------------

Phishing Security Exam



Length: 10-15 Minutes

In this short exam the user is asked a few multiple-choice questions in order to test their knowledge regarding phishing.

STR
PRO
PRE
UTR



Q1 / 10: 0

You receive an e-Mail from a person you know asking to open a word document. Is this safe?

a) Yes - if the sender e-Mail is really the same as the person I know

b) Maybe - but there is also a chance that someone spoofs (using the same sender e-Mail) the sender address

c) No - because word documents always contain a macro virus

d) None of the above

Q3 / 10: 0

Do criminals manage sending phishing E-Mails to you?

a) They do not manage - the company mail account is secure because phishing mails are filtered by our Anti SPAM Solution

b) Yes - occasionally phishing mails don't get filtered

c) Yes - but it doesn't matter as my antivirus would block the phishing attack anyway

d) No - never, because they do not know my E-Mail address

Phishing Spoofing & CEO Fraud



Length: 20-30 Minutes

In this course the student will be guided through various lessons. Topics covered include "Phishing", "Spoofing" & "CEO Fraud". These topics are covered in tips, static learning content, a quiz and a multiple-choice test. Only after completion of a chapter, a new one can be started. At the end of the training the participant can create a certificate with the exam results. Details on the configuration can be found in readme.html.

STR
PRO
PRE
UTR



5-MINUTE PHISHING QUIZ

IS THIS A PHISHING MAIL?

Regular Mail | Phishing Mail

Find out if the email could be a phishing attempt and click either "regular email" or "phishing email".

You can have hints displayed during the quiz. The green "hint" button will take you to the next quiz question.

Back | Forward

Hint | Solution

Right answers: 2/5 | Current quiz: 4/5

Completed this lesson - please proceed

WHAT IS SPOOFING?

The word "spoof" means "deceive". A spoofed email is one in which the sender purposely alters parts of the email to look as though it was written by someone else. Typically, the sender's name or email address and the body of the message are formatted to appear as though they are from a legitimate source such as a bank, a newspaper, or a legitimate company on the web. In many cases, the spoofed email is part of a phishing attack—a con.

HOW DO I RECOGNIZE AND DEFEND AGAINST SPOOF EMAILS?

As with any con game in life, your best defense is skepticism. If you don't believe that an email is truthful or that the sender is legitimate, don't click on the link and ignore the email. If the email seems too good to be true, then it probably is.

Physical Security Awareness Video 1.3



Length: 4:20 Minutes

In this 4:20-minute long security awareness video we talk about physical security risks. In addition, we have put together a few security tips, which involve best practices and policies. The content (animation, language, script) is customizable. More info about customization can be found here: <https://goo.gl/HXN9SG>.

PRE
UTR




WHY IS PHYSICAL SECURITY IMPORTANT?

Network systems aren't the only vulnerable point.

PREVENT SHOULDER SURFING

Protect your PIN, credit card login data or other sensitive information.

COURSE	DESCRIPTION	E	TYPE	L	THUMBNAIL PREVIEW
<p>Physical Security Awareness Video (close caption)</p>  <p>Length: 4:20 Minutes</p>	<p>In this 4:20-minute long security awareness video we talk about physical security risks. In addition, we have put together a few security tips, which involve best practices and policies. The video has English subtitles. The content (animation, language, script) is customizable. More info about customization can be found here: https://goo.gl/HXN9SG.</p>	<p>PRE UTR</p>  			
<p>Physical Security Awareness Video - Short Version</p>  <p>Length: 1 Minute</p>	<p>In this 1-minute security awareness video we talk about physical security risks. In addition, we have put together a few security tips, which involve best practices and policies. The content (animation, language, script) is customizable. More info about customization can be found here: https://goo.gl/HXN9SG</p>	<p>PRE UTR</p>  			
<p>Physical Security Exam</p>  <p>Length: 10-15 Minutes</p>	<p>In this short quiz, the user is asked fourteen multiple choice questions in order to test their knowledge regarding physical security. At the end of the quiz the participant can create a certificate with the exam results. Duration: Skill Level: Low Audience: All Interactive: Yes</p>	<p>PRE UTR</p> 			

COURSE	DESCRIPTION	E	TYPE	L	THUMBNAIL PREVIEW
--------	-------------	---	------	---	-------------------

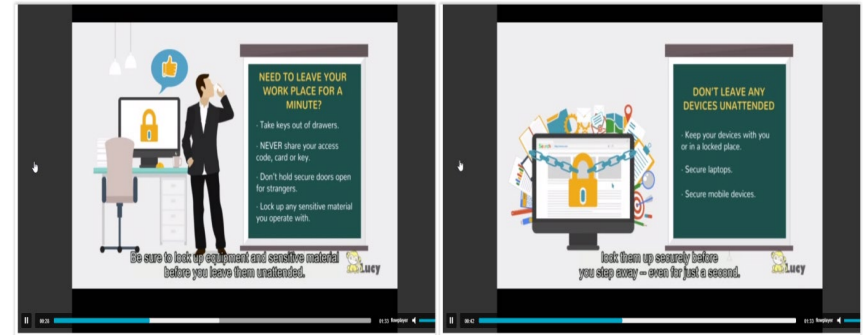
Physical Security Video – SHORT (close caption)



Length: 1 Minute

In this 1-minute long security awareness video we talk about physical security risks. In addition, we have put together a few security tips, which involve best practices and policies. The video has English subtitles. The content (animation, language, script) is customizable. More info about customization can be found here: <https://goo.gl/HXN9SG>.

PRE
UTR




POSTER "Be cautious of phishing 2" (illustration)



This template includes a poster (illustration) with the topic: "Be cautious of phishing". If you want to edit the poster or process it for printing, please click on the navigation item "Content Template" to the left, then within the visual editor click the button "Upload File or Image". Within the tab "Image Info" please click on "search server" to download the Adobe Illustrator file.

PRE
UTR



POSTER "Be cautious of phishing" (illustration)



This template includes a poster (illustration) with the topic: "Be cautious of phishing". If you want to edit the poster or process it for printing, please click on the navigation item "Content Template" to the left, then within the visual editor click the button "Upload File or Image". Within the tab "Image Info" please click on "search server" to download the Adobe Illustrator file.

PRE
UTR



COURSE	DESCRIPTION	E	TYPE	L	THUMBNAIL PREVIEW
--------	-------------	---	------	---	-------------------

POSTER "Become a human firewall" (illustration)



This template includes a poster (illustration) with the topic: "Become a human firewall". If you want to edit the poster or process it for printing, please click on the navigation item "Content Template" to the left, then within the visual editor click the button "Upload File or Image". Within the tab "Image Info" please click on "search server" to download the Adobe Illustrator file.

PRE
UTR



POSTER "Become a human firewall" (illustration)



This template includes a poster (photo) with the topic: "Become a human firewall". If you want to edit the poster or process it for printing, please click on the navigation item "Content Template" to the left, then within the visual editor click the button "Upload File or Image". Within the tab "Image Info" please click on "search server" to download the Adobe Illustrator file.

PRE
UTR




POSTER "Bubble" (illustration)



This template includes a poster (illustration) with the topic: "Bubble". If you want to edit the poster or process it for printing, please click on the navigation item "Content Template" to the left, then within the visual editor click the button "Upload File or Image". Within the tab "Image Info" please click on "search server" to download the Adobe Illustrator file.

PRE
UTR



COURSE	DESCRIPTION	E	TYPE	L	THUMBNAIL PREVIEW
--------	-------------	---	------	---	-------------------

POSTER "Bubble" (photo)



This template includes a poster (photo) with the topic: "Bubble". If you want to edit the poster or process it for printing, please click on the navigation item "Content Template" to the left, then within the visual editor click the button "Upload File or Image". Within the tab "Image Info" please click on "search server" to download the Adobe Illustrator file.

PRE
UTR



POSTER "Build Security Block by Block" (photo)



This template includes a poster (photo) with the topic: "build security block by block". If you want to edit the poster or process it for printing, please click on the navigation item "Content Template" to the left, then within the visual editor click the button "Upload File or Image". Within the tab "Image Info" please click on "search server" to download the Adobe Illustrator file.

PRE
UTR













POSTER "Build Security Block" (illustration)



This template includes a poster (illustration) with the topic: "build security block by block". If you want to edit the poster or process it for printing, please click on the navigation item "Content Template" to the left, then within the visual editor click the button "Upload File or Image". Within the tab "Image Info" please click on "search server" to download the Adobe Illustrator file.

PRE
UTR



COURSE	DESCRIPTION	E	TYPE	L	THUMBNAIL PREVIEW
<p>POSTER "Call center person" (illustration)</p> 	<p>This template includes a poster (illustration) with the topic: "Call center person". If you want to edit the poster or process it for printing, please click on the navigation item "Content Template" to the left, then within the visual editor click the button "Upload File or Image". Within the tab "Image Info" please click on "search server" to download the Adobe Illustrator file.</p>	<p>PRE UTR</p>			
<p>POSTER "Call center person" (photo)</p> 	<p>This template includes a poster (photo) with the topic: "Call center person". If you want to edit the poster or process it for printing, please click on the navigation item "Content Template" to the left, then within the visual editor click the button "Upload File or Image". Within the tab "Image Info" please click on "search server" to download the Adobe Illustrator file.</p>	<p>PRE UTR</p>			
<p>POSTER "Call center" (photo)</p> 	<p>This template includes a poster (photo) with the topic: "Call center". If you want to edit the poster or process it for printing, please click on the navigation item "Content Template" to the left, then within the visual editor click the button "Upload File or Image". Within the tab "Image Info" please click on "search server" to download the Adobe Illustrator file.</p>	<p>PRE UTR</p>			

COURSE	DESCRIPTION	E	TYPE	L	THUMBNAIL PREVIEW
--------	-------------	---	------	---	-------------------

POSTER "Card" (photo)



This template includes a poster (photo) with the topic: "Card". If you want to edit the poster or process it for printing, please click on the navigation item "Content Template" to the left, then within the visual editor click the button "Upload File or Image". Within the tab "Image Info" please click on "search server" to download the Adobe Illustrator file.

PRE
UTR



POSTER "Coffee Shop 2" (photo)



This template includes a poster (photo) with the topic: "Coffee shop 2". If you want to edit the poster or process it for printing, please click on the navigation item "Content Template" to the left, then within the visual editor click the button "Upload File or Image". Within the tab "Image Info" please click on "search server" to download the Adobe Illustrator file.

PRE
UTR



POSTER "Coffee Shop" (illustration)



This template includes a poster (illustration) with the topic: "Coffee shop". If you want to edit the poster or process it for printing, please click on the navigation item "Content Template" to the left, then within the visual editor click the button "Upload File or Image". Within the tab "Image Info" please click on "search server" to download the Adobe Illustrator file.

PRE
UTR



COURSE	DESCRIPTION	E	TYPE	L	THUMBNAIL PREVIEW
--------	-------------	---	------	---	-------------------

POSTER "Coffee Shop" (photo)



This template includes a poster (photo) with the topic: "Coffee shop". If you want to edit the poster or process it for printing, please click on the navigation item "Content Template" to the left, then within the visual editor click the button "Upload File or Image". Within the tab "Image Info" please click on "search server" to download the Adobe Illustrator file.

PRE
UTR




POSTER "Crazy Businessman" (illustration)



This template includes a poster (illustration) with the topic: "Crazy Businessman". If you want to edit the poster or process it for printing, please click on the navigation item "Content Template" to the left, then within the visual editor click the button "Upload File or Image". Within the tab "Image Info" please click on "search server" to download the Adobe Illustrator file.

PRE
UTR















POSTER "Crazy Businessman" (photo)



This template includes a poster (photo) with the topic: "Crazy Businessman". If you want to edit the poster or process it for printing, please click on the navigation item "Content Template" to the left, then within the visual editor click the button "Upload File or Image". Within the tab "Image Info" please click on "search server" to download the Adobe Illustrator file.

PRE
UTR



COURSE	DESCRIPTION	E	TYPE	L	THUMBNAIL PREVIEW
<p>POSTER "Danger of sharing on social media" (photo)</p> 	<p>This template includes a poster (photo) with the topic: "Be cautious when sharing data on social media". If you want to edit the poster or process it for printing, please click on the navigation item "Content Template" to the left, then within the visual editor click the button "Upload File or Image". Within the tab "Image Info" please click on "search server" to download the Adobe Illustrator file.</p>	PRE UTR			
<p>POSTER "Don't share private info" (illustration)</p> 	<p>This template includes a poster (illustration) with the topic: "Don't share private info". If you want to edit the poster or process it for printing, please click on the navigation item "Content Template" to the left, then within the visual editor click the button "Upload File or Image". Within the tab "Image Info" please click on "search server" to download the Adobe Illustrator file.</p>	PRE UTR			
<p>POSTER "Don't take the bait" (illustration)</p> 	<p>This template includes a poster (illustration) with the topic: "Don't take the bait (phishing)". If you want to edit the poster or process it for printing, please click on the navigation item "Content Template" to the left, then within the visual editor click the button "Upload File or Image". Within the tab "Image Info" please click on "search server" to download the Adobe Illustrator file.</p>	PRE UTR			

COURSE	DESCRIPTION	E	TYPE	L	THUMBNAIL PREVIEW
--------	-------------	---	------	---	-------------------

POSTER –"Don't take the bait" (photo)



This template includes a poster (photo) with the topic: "Don't take the bait (phishing)". If you want to edit the poster or process it for printing, please click on the navigation item "Content Template" to the left, then within the visual editor click the button "Upload File or Image". Within the tab "Image Info" please click on "search server" to download the Adobe Illustrator file.

PRE
UTR




POSTER - Identify Theft (illustration)



This template includes a poster (illustration) with the topic: "Identity theft". If you want to edit the poster or process it for printing, please click on the navigation item "Content Template" to the left, then within the visual editor click the button "Upload File or Image". Within the tab "Image Info" please click on "search server" to download the Adobe Illustrator file.

PRE
UTR
















POSTER - "Identify Theft" (Photo)






This template includes a poster (illustration) with the topic: "Identity Theft". If you want to edit the poster or process it for printing, please click on the navigation item "Content Template" to the left, then within the visual editor click the button "Upload File or Image". Within the tab "Image Info" please click on "search server" to download the Adobe Illustrator file.

PRE
UTR



COURSE	DESCRIPTION	E	TYPE	L	THUMBNAIL PREVIEW
<p>POSTER "Identity Theft 2" (photo)</p> 	<p>This template includes a poster (photo) with the topic: "identity theft 2". If you want to edit the poster or process it for printing, please click on the navigation item "Content Template" to the left, then within the visual editor click the button "Upload File or Image". Within the tab "Image Info" please click on "search server" to download the Adobe Illustrator file.</p>	PRE UTR			
<p>POSTER "Impersonating institutions " (photo)</p> 	<p>This template includes a poster (photo) with the topic: "Criminals are savvy in impersonating others". If you want to edit the poster or process it for printing, please click on the navigation item "Content Template" to the left, then within the visual editor click the button "Upload File or Image". Within the tab "Image Info" please click on "search server" to download the Adobe Illustrator file.</p>	PRE UTR			
<p>POSTER "Insecured Wi-Fi" (photo)</p> 	<p>This template includes a poster (photo) with the topic: "Don't post sensitive information on an insecure Wi-Fi". If you want to edit the poster or process it for printing, please click on the navigation item "Content Template" to the left, then within the visual editor click the button "Upload File or Image". Within the tab "Image Info" please click on "search server" to download the Adobe Illustrator file.</p>	PRE UTR			

COURSE	DESCRIPTION	E	TYPE	L	THUMBNAIL PREVIEW
<p>POSTER - Lock your device (Illustration)</p> 	<p>This template includes a poster (illustration) with the topic: "Lock your device". If you want to edit the poster or process it for printing, please click on the navigation item "Content Template" to the left, then within the visual editor click the button "Upload File or Image". Within the tab "Image Info" please click on "search server" to download the Adobe Illustrator file.</p>	<p>PRE UTR</p>			
<p>POSTER - Lock your device (photo)</p> 	<p>This template includes a poster (photo) with the topic: "Lock your device". If you want to edit the poster or process it for printing, please click on the navigation item "Content Template" to the left, then within the visual editor click the button "Upload File or Image". Within the tab "Image Info" please click on "search server" to download the Adobe Illustrator file.</p>	<p>PRE UTR</p>			
<p>POSTER - "Mobile Device Security" (illustration)</p> 	<p>This template includes a poster (illustration) with the topic: "Mobile Device Security". If you want to edit the poster or process it for printing, please click on the navigation item "Content Template" to the left, then within the visual editor click the button "Upload File or Image". Within the tab "Image Info" please click on "search server" to download the Adobe Illustrator file.</p>	<p>PRE UTR</p>			

COURSE	DESCRIPTION	E	TYPE	L	THUMBNAIL PREVIEW
<p>POSTER - "Mobile Device Security" (photo)</p> 	<p>This template includes a poster (photo) with the topic: "Mobile Device Security". If you want to edit the poster or process it for printing, please click on the navigation item "Content Template" to the left, then within the visual editor click the button "Upload File or Image". Within the tab "Image Info" please click on "search server" to download the Adobe Illustrator file.</p>	<p>PRE UTR</p>			
<p>POSTER "Monitor transactions" (photo)</p> 	<p>This template includes a poster (photo) with the topic: "Monitor suspicious transactions". If you want to edit the poster or process it for printing, please click on the navigation item "Content Template" to the left, then within the visual editor click the button "Upload File or Image". Within the tab "Image Info" please click on "search server" to download the Adobe Illustrator file.</p>	<p>PRE UTR</p>			
<p>POSTER - "One Device" (illustration)</p> 	<p>This template includes a poster (illustration) with the topic: "One Device". If you want to edit the poster or process it for printing, please click on the navigation item "Content Template" to the left, then within the visual editor click the button "Upload File or Image". Within the tab "Image Info" please click on "search server" to download the Adobe Illustrator file.</p>	<p>PRE UTR</p>			

COURSE	DESCRIPTION	E	TYPE	L	THUMBNAIL PREVIEW
<p>POSTER - "One Device" (photo)</p> 	<p>This template includes a poster (photo) with the topic: "One Device". If you want to edit the poster or process it for printing, please click on the navigation item "Content Template" to the left, then within the visual editor click the button "Upload File or Image". Within the tab "Image Info" please click on "search server" to download the Adobe Illustrator file.</p>	<p>PRE UTR</p>			
<p>POSTER - "Our security depends on you" (photo)</p> 	<p>This template includes a poster (photo) with the topic: "Our security depends on you". If you want to edit the poster or process it for printing, please click on the navigation item "Content Template" to the left, then within the visual editor click the button "Upload File or Image". Within the tab "Image Info" please click on "search server" to download the Adobe Illustrator file.</p>	<p>PRE UTR</p>			
<p>POSTER - "Password Mobile" (illustration)</p> 	<p>This template includes a poster (illustration) with the topic: "Password Mobile". If you want to edit the poster or process it for printing, please click on the navigation item "Content Template" to the left, then within the visual editor click the button "Upload File or Image". Within the tab "Image Info" please click on "search server" to download the Adobe Illustrator file.</p>	<p>PRE UTR</p>			

COURSE	DESCRIPTION	E	TYPE	L	THUMBNAIL PREVIEW
--------	-------------	---	------	---	-------------------

POSTER - "Password Mobile" (photo)



This template includes a poster (photo) with the topic: "Password Mobile". If you want to edit the poster or process it for printing, please click on the navigation item "Content Template" to the left, then within the visual editor click the button "Upload File or Image". Within the tab "Image Info" please click on "search server" to download the Adobe Illustrator file.

PRE
UTR



POSTER "Password Security" (illustration)



This template includes a poster (illustration) with the topic: "Don't write down your passwords on a post-it notes". If you want to edit the poster or process it for printing, please click on the navigation item "Content Template" to the left, then within the visual editor click the button "Upload File or Image". Within the tab "Image Info" please click on "search server" to download the Adobe Illustrator file.

PRE
UTR








POSTER -"Personal Info" (illustration)















This template includes a poster (illustration) with the topic: "Personal Info". If you want to edit the poster or process it for printing, please click on the navigation item "Content Template" to the left, then within the visual editor click the button "Upload File or Image". Within the tab "Image Info" please click on "search server" to download the Adobe Illustrator file.

PRE
UTR


















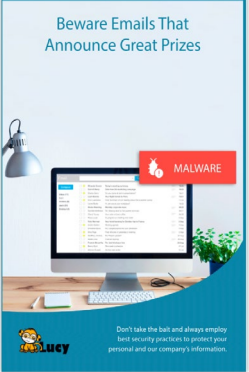








COURSE	DESCRIPTION	E	TYPE	L	THUMBNAIL PREVIEW
<p>POSTER -"Personal Info" (photo)</p> 	<p>This template includes a poster (photo) with the topic: "Personal Info". If you want to edit the poster or process it for printing, please click on the navigation item "Content Template" to the left, then within the visual editor click the button "Upload File or Image". Within the tab "Image Info" please click on "search server" to download the Adobe Illustrator file.</p>	<p>PRE UTR</p>			
<p>POSTER -"Private" (illustration)</p> 	<p>This template includes a poster (illustration) with the topic: "Private". If you want to edit the poster or process it for printing, please click on the navigation item "Content Template" to the left, then within the visual editor click the button "Upload File or Image". Within the tab "Image Info" please click on "search server" to download the Adobe Illustrator file.</p>	<p>PRE UTR</p>			
<p>POSTER - "Protect client's data II" (illustration)</p> 	<p>This template includes a poster (illustration) with the topic: "Protect & verify client's data". If you want to edit the poster or process it for printing, please click on the navigation item "Content Template" to the left, then within the visual editor click the button "Upload File or Image". Within the tab "Image Info" please click on "search server" to download the Adobe Illustrator file.</p>	<p>PRE UTR</p>			

COURSE	DESCRIPTION	E	TYPE	L	THUMBNAIL PREVIEW
<p>POSTER "protect client's data" (illustration)</p> 	<p>This template includes a poster (illustration) with the topic: "Protect your customer's information". If you want to edit the poster or process it for printing, please click on the navigation item "Content Template" to the left, then within the visual editor click the button "Upload File or Image". Within the tab "Image Info" please click on "search server" to download the Adobe Illustrator file.</p>	<p>PRE UTR</p>			
<p>POSTER "Protect customer's data II" (photo)</p> 	<p>This template includes a poster (photo) with the topic: "Block the threat - protect customer's data". If you want to edit the poster or process it for printing, please click on the navigation item "Content Template" to the left, then within the visual editor click the button "Upload File or Image". Within the tab "Image Info" please click on "search server" to download the Adobe Illustrator file.</p>	<p>PRE UTR</p>			
<p>POSTER -"Protect patient data" (illustration)</p> 	<p>This template includes a poster (illustration) with the topic: "Protect patient data". If you want to edit the poster or process it for printing, please click on the navigation item "Content Template" to the left, then within the visual editor click the button "Upload File or Image". Within the tab "Image Info" please click on "search server" to download the Adobe Illustrator file.</p>	<p>PRE UTR</p>			

COURSE	DESCRIPTION	E	TYPE	L	THUMBNAIL PREVIEW
<p>POSTER -"Protect patient data" (photo)</p> 	<p>This template includes a poster (photo) with the topic: "Protect the client's data". If you want to edit the poster or process it for printing, please click on the navigation item "Content Template" to the left, then within the visual editor click the button "Upload File or Image". Within the tab "Image Info" please click on "search server" to download the Adobe Illustrator file.</p>	<p>PRE UTR</p>			
<p>POSTER "Secure Payment" (photo)</p> 	<p>This template includes a poster (photo) with the topic: "Verify the customer's identity when handling payments". If you want to edit the poster or process it for printing, please click on the navigation item "Content Template" to the left, then within the visual editor click the button "Upload File or Image". Within the tab "Image Info" please click on "search server" to download the Adobe Illustrator file.</p>	<p>PRE UTR</p>			
<p>POSTER "Secure your mobile device" (Illustration)</p> 	<p>This template includes a poster (illustration) with the topic: "Secure your mobile device". If you want to edit the poster or process it for printing, please click on the navigation item "Content Template" to the left, then within the visual editor click the button "Upload File or Image". Within the tab "Image Info" please click on "search server" to download the Adobe Illustrator file.</p>	<p>PRE UTR</p>			

COURSE	DESCRIPTION	E	TYPE	L	THUMBNAIL PREVIEW
<p>POSTER "Secure your mobile device" (photo)</p> 	<p>This template includes a poster (photo) with the topic: "Protect your mobile device with a password". If you want to edit the poster or process it for printing, please click on the navigation item "Content Template" to the left, then within the visual editor click the button "Upload File or Image". Within the tab "Image Info" please click on "search server" to download the Adobe Illustrator file.</p>	<p>PRE UTR</p>			
<p>POSTER "Security depends on you" (illustration)</p> 	<p>This template includes a poster (illustration) with the topic: "Security depends on you". If you want to edit the poster or process it for printing, please click on the navigation item "Content Template" to the left, then within the visual editor click the button "Upload File or Image". Within the tab "Image Info" please click on "search server" to download the Adobe Illustrator file.</p>	<p>PRE UTR</p>			
<p>POSTER - Sharing Information (illustration)</p> 	<p>This template includes a poster (illustration) with the topic: "Don't share sensitive information". If you want to edit the poster or process it for printing, please click on the navigation item "Content Template" to the left, then within the visual editor click the button "Upload File or Image". Within the tab "Image Info" please click on "search server" to download the Adobe Illustrator file.</p>	<p>PRE UTR</p>			

COURSE	DESCRIPTION	E	TYPE	L	THUMBNAIL PREVIEW
<p>POSTER - Sharing Information (photo)</p> 	<p>This template includes a poster (photo) with the topic: "Don't share sensitive information". If you want to edit the poster or process it for printing, please click on the navigation item "Content Template" to the left, then within the visual editor click the button "Upload File or Image". Within the tab "Image Info" please click on "search server" to download the Adobe Illustrator file.</p>	<p>PRE UTR</p>			
<p>POSTER - "Social Media Security" (Photo)</p> 	<p>This template includes a poster (photo) with the topic: "Be cautious when submitting data on social media". If you want to edit the poster or process it for printing, please click on the navigation item "Content Template" to the left, then within the visual editor click the button "Upload File or Image". Within the tab "Image Info" please click on "search server" to download the Adobe Illustrator file.</p>	<p>PRE UTR</p>			
<p>POSTER "Spam 2" (Illustration)</p> 	<p>This template includes a poster (illustration) with the topic: "Spam". If you want to edit the poster or process it for printing, please click on the navigation item "Content Template" to the left, then within the visual editor click the button "Upload File or Image". Within the tab "Image Info" please click on "search server" to download the Adobe Illustrator file.</p>	<p>PRE UTR</p>			

COURSE	DESCRIPTION	E	TYPE	L	THUMBNAIL PREVIEW
<p>POSTER "Spam 2" (photo)</p> 	<p>This template includes a poster (photo) with the topic: "Spam". If you want to edit the poster or process it for printing, please click on the navigation item "Content Template" to the left, then within the visual editor click the button "Upload File or Image". Within the tab "Image Info" please click on "search server" to download the Adobe Illustrator file.</p>	PRE UTR			
<p>POSTER "Spam" (photo)</p> 	<p>This template includes a poster (photo) with the topic: "Spam". If you want to edit the poster or process it for printing, please click on the navigation item "Content Template" to the left, then within the visual editor click the button "Upload File or Image". Within the tab "Image Info" please click on "search server" to download the Adobe Illustrator file.</p>	PRE UTR			
<p>POSTER "Spoofing & Phishing" (illustration)</p> 	<p>This template includes a poster (illustration) with the topic: "Don't fall for the phishing attack". If you want to edit the poster or process it for printing, please click on the navigation item "Content Template" to the left, then within the visual editor click the button "Upload File or Image". Within the tab "Image Info" please click on "search server" to download the Adobe Illustrator file.</p>	PRE UTR			

COURSE	DESCRIPTION	E	TYPE	L	THUMBNAIL PREVIEW
<p>POSTER - "Spot the threat" (illustration)</p> 	<p>This template includes a poster (illustration) with the topic: "Spotting a security threat". If you want to edit the poster or process it for printing, please click on the navigation item "Content Template" to the left, then within the visual editor click the button "Upload File or Image". Within the tab "Image Info" please click on "search server" to download the Adobe Illustrator file.</p>	<p>PRE UTR</p>			
<p>POSTER "Sticky Note" (Illustration)</p> 	<p>This template includes a poster (illustration) with the topic: "Sticky Note". If you want to edit the poster or process it for printing, please click on the navigation item "Content Template" to the left, then within the visual editor click the button "Upload File or Image". Within the tab "Image Info" please click on "search server" to download the Adobe Illustrator file.</p>	<p>PRE UTR</p>			
<p>POSTER "Sticky Note" (photo)</p> 	<p>This template includes a poster (photo) with the topic: "Sticky Note". If you want to edit the poster or process it for printing, please click on the navigation item "Content Template" to the left, then within the visual editor click the button "Upload File or Image". Within the tab "Image Info" please click on "search server" to download the Adobe Illustrator file.</p>	<p>PRE UTR</p>			

COURSE	DESCRIPTION	E	TYPE	L	THUMBNAIL PREVIEW
--------	-------------	---	------	---	-------------------

POSTER - "Surfing unknown websites" (illustration)



This template includes a poster (illustration) with the topic: "Be cautious of unknown websites". If you want to edit the poster or process it for printing, please click on the navigation item "Content Template" to the left, then within the visual editor click the button "Upload File or Image". Within the tab "Image Info" please click on "search server" to download the Adobe Illustrator file.

PRE UTR



POSTER - "Surfing unknown websites" (Photo)



This template includes a poster (photo) with the topic: "Be cautious of unknown websites". If you want to edit the poster or process it for printing, please click on the navigation item "Content Template" to the left, then within the visual editor click the button "Upload File or Image". Within the tab "Image Info" please click on "search server" to download the Adobe Illustrator file.

PRE UTR




POSTER "Transaction" (Illustration)

































This template includes a poster (illustration) with the topic: "Transaction". If you want to edit the poster or process it for printing, please click on the navigation item "Content Template" to the left, then within the visual editor click the button "Upload File or Image". Within the tab "Image Info" please click on "search server" to download the Adobe Illustrator file.

PRE UTR






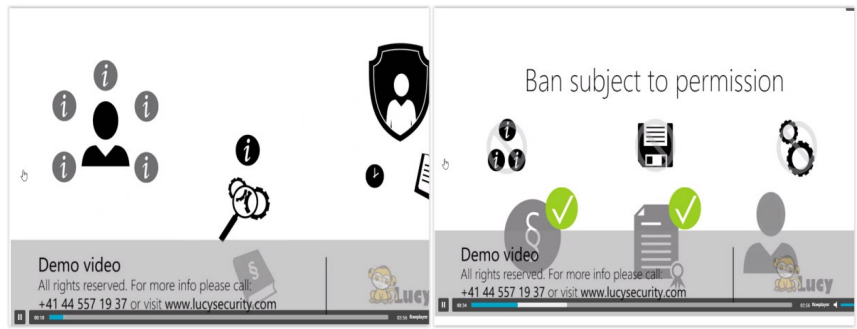
COURSE	DESCRIPTION	E	TYPE	L	THUMBNAIL PREVIEW
<p>POSTER "Transaction" (photo)</p> 	<p>This template includes a poster (photo) with the topic: "Transaction". If you want to edit the poster or process it for printing, please click on the navigation item "Content Template" to the left, then within the visual editor click the button "Upload File or Image". Within the tab "Image Info" please click on "search server" to download the Adobe Illustrator file.</p>	<p>PRE UTR</p>			
<p>POSTER "Verify all transactions" (illustration)</p> 	<p>This template includes a poster (illustration) with the topic: "Triple check any transaction you make". If you want to edit the poster or process it for printing, please click on the navigation item "Content Template" to the left, then within the visual editor click the button "Upload File or Image". Within the tab "Image Info" please click on "search server" to download the Adobe Illustrator file.</p>	<p>PRE UTR</p>			
<p>POSTER "Verify client's data" (illustration)</p> 	<p>This template includes a poster (illustration) with the topic: "Verify client's information". If you want to edit the poster or process it for printing, please click on the navigation item "Content Template" to the left, then within the visual editor click the button "Upload File or Image". Within the tab "Image Info" please click on "search server" to download the Adobe Illustrator file.</p>	<p>PRE UTR</p>			




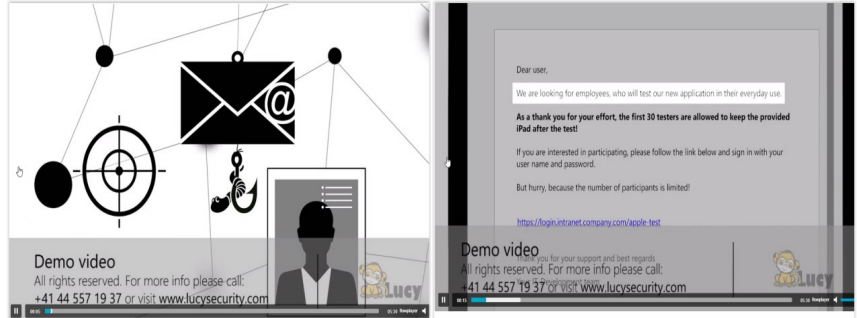
COURSE	DESCRIPTION	E	TYPE	L	THUMBNAIL PREVIEW
POSTER "Whispering" (Illustration) 	This template includes a poster (illustration) with the topic: "Whispering". If you want to edit the poster or process it for printing, please click on the navigation item "Content Template" to the left, then within the visual editor click the button "Upload File or Image". Within the tab "Image Info" please click on "search server" to download the Adobe Illustrator file.	PRE UTR		     	
POSTER "Whispering" (photo) 	This template includes a poster (photo) with the topic: "Whispering". If you want to edit the poster or process it for printing, please click on the navigation item "Content Template" to the left, then within the visual editor click the button "Upload File or Image". Within the tab "Image Info" please click on "search server" to download the Adobe Illustrator file.	PRE UTR		     	
Premium: Data exposure in social networks  Length: 00:54 Minutes	Video topic: Data exposure in social networks length: 00:54 min. This video premium template is provided by our partner (www.is-fox.com). In the background of the video there is a watermark. If you are interested in a different language version or a custom video (remove Watermark and insert your own logo), please contact us at https://www.lucysecurity.com/custom-video for prices.			 	












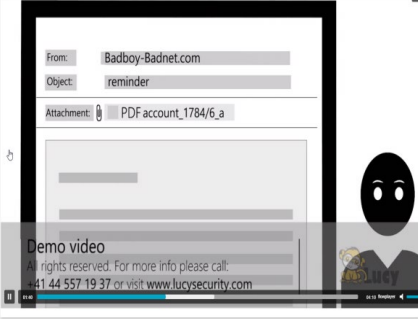






COURSE	DESCRIPTION	E	TYPE	L	THUMBNAIL PREVIEW
<p>Premium: Data Privacy Basics</p>  <p>Length: 3:22 Minutes</p>	<p>Video topic: Data Privacy Basics length: 03:22 min. This video premium template is provided by our partner (www.is-fox.com). In the background of the video there is a watermark. If you are interested in a different language version or a custom video (remove Watermark and insert your own logo), please contact us at https://www.lucysecurity.com/custom-video for prices.</p>				
<p>Premium: Data Privacy & GDPR</p>  <p>Length: 3:38 Minutes</p>	<p>Video topic: Data Privacy & GDPR length: 03:38 min. This video premium template is provided by our partner (www.is-fox.com). In the background of the video there is a watermark. If you are interested in a different language version or a custom video (remove Watermark and insert your own logo), please contact us at https://www.lucysecurity.com/custom-video for prices</p>				
<p>Premium: Emergency and Incidents</p>  <p>Length: 3:01 Minutes</p>	<p>Video topic: Emergency and Incidents length: 03:01 min. This video premium template is provided by our partner (www.is-fox.com). In the background of the video there is a watermark. If you are interested in a different language version or a custom video (remove Watermark and insert your own logo), please contact us at https://www.lucysecurity.com/custom-video for prices.</p>				

COURSE	DESCRIPTION	E	TYPE	L	THUMBNAIL PREVIEW
--------	-------------	---	------	---	-------------------

<p>Premium: GDPR Requirements</p>  <p>Length: 3:30 Minutes</p>	<p>Video topic: GDPR Requirements length: 03:30 min. This video premium template is provided by our partner (www.is-fox.com). In the background of the video there is a watermark. If you are interested in a different language version or a custom video (remove Watermark and insert your own logo), please contact us at https://www.lucysecurity.com/custom-video for prices.</p>				
---	--	---	--	--	---

<p>Premium: GDPR Principles</p>  <p>Length: 3:39 Minutes</p>	<p>Video topic: Principles length: 03:39 min. This video premium template is provided by our partner (www.is-fox.com). In the background of the video there is a watermark. If you are interested in a different language version or a custom video (remove Watermark and insert your own logo), please contact us at https://www.lucysecurity.com/custom-video for prices.</p>				
---	---	---	--	--	---

<p>Premium: Phishing Attacks</p>  <p>Length: 00:54 Minutes</p>	<p>Video topic: Phishing Attacks length: 00:54 min. This video premium template is provided by our partner (www.is-fox.com). In the background of the video there is a watermark. If you are interested in a different language version or a custom video (remove Watermark and insert your own logo), please contact us at https://www.lucysecurity.com/custom-video for prices.</p>				
--	---	---	--	--	--

COURSE	DESCRIPTION	E	TYPE	L	THUMBNAIL PREVIEW
Premium: President scam  Length: 3:35 Minutes	Video topic: President scam length: 03:35 min. This video premium template is provided by our partner (www.is-fox.com). In the background of the video there is a watermark. If you are interested in a different language version or a custom video (remove Watermark and insert your own logo), please contact us at https://www.lucysecurity.com/custom-video for prices.		 		 
Premium: Ransomware  Length: 4: 07 Minutes	Video topic: Ransomware length: 04:05 min. This video premium template is provided by our partner (www.is-fox.com). In the background of the video there is a watermark. If you are interested in a different language version or a custom video (remove Watermark and insert your own logo), please contact us at https://www.lucysecurity.com/custom-video for prices.		 		 
Premium: Secure passwords  Length: 4:07 Minutes	Video topic: Secure passwords length: 04:07 min. This video premium template is provided by our partner (www.is-fox.com). In the background of the video there is a watermark. If you are interested in a different language version or a custom video (remove Watermark and insert your own logo), please contact us at https://www.lucysecurity.com/custom-video for prices.		 		 

COURSE	DESCRIPTION	E	TYPE	L	THUMBNAIL PREVIEW
--------	-------------	---	------	---	-------------------

Premium: Secure workplace
 Length: 2: 41 Minutes



Video topic: Secure workplace | length: 02:41 min. This video premium template is provided by our partner (www.is-fox.com). In the background of the video there is a watermark. If you are interested in a different language version or a custom video (remove Watermark and insert your own logo), please contact us at <https://www.lucysecurity.com/custom-video> for prices.



Premium: Social engineering
 Length: 4:16 Minutes



Video topic: Social engineering | length: 04:16 min. This video premium template is provided by our partner (www.is-fox.com). In the background of the video there is a watermark. If you are interested in a different language version or a custom video (remove Watermark and insert your own logo), please contact us at <https://www.lucysecurity.com/custom-video> for prices.



Premium: Social networks
 Length: 2:54 Minutes



Video topic: Social networks | length: 02:54 min. This video premium template is provided by our partner (www.is-fox.com). In the background of the video there is a watermark. If you are interested in a different language version or a custom video (remove Watermark and insert your own logo), please contact us at <https://www.lucysecurity.com/custom-video> for prices.




COURSE	DESCRIPTION	E	TYPE	L	THUMBNAIL PREVIEW
--------	-------------	---	------	---	-------------------

Premium: Spot the error



Length: 2:18 Minutes

Video topic: Spot the error | length: 02:18 min. This video premium template is provided by our partner (www.is-fox.com). In the background of the video there is a watermark. If you are interested in a different language version or a custom video (remove Watermark and insert your own logo), please contact us at <https://www.lucysecurity.com/custom-video> for prices.

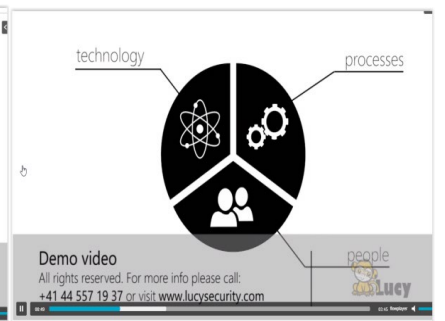


Premium: Why security?



Length: 3:33 Minutes

Video topic: Why security? | length: 03:33 min. This video premium template is provided by our partner (www.is-fox.com). In the background of the video there is a watermark. If you are interested in a different language version or a custom video (remove Watermark and insert your own logo), please contact us at <https://www.lucysecurity.com/custom-video> for prices.



Prevent Phishing Attacks:
5 Tips

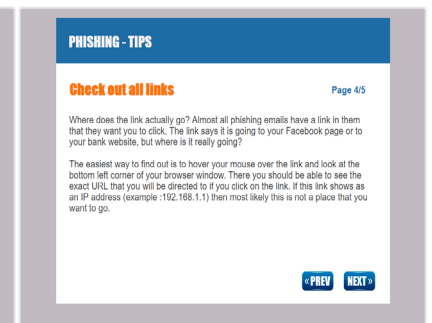
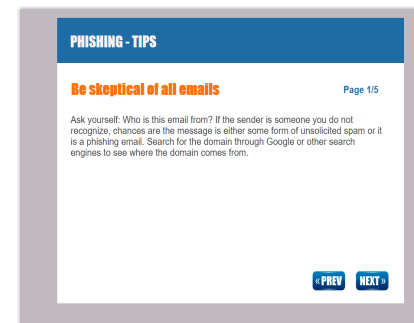


Length: 5 Minutes

This static course contains 5 basic tips on how to prevent phishing attacks



STR
PRO
PRE
UTR



COURSE	DESCRIPTION	E	TYPE	L	THUMBNAIL PREVIEW
--------	-------------	---	------	---	-------------------

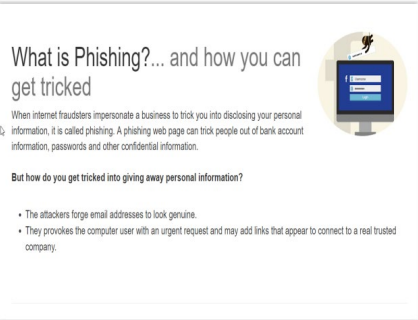
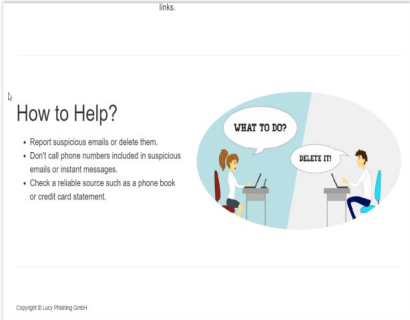
Quick Tips | One Pager
Static Page (Version 2.2)



Length: 5 Minutes

This web page informs the user that a phishing simulation took place and provides a few security tips.

STR
PRO
PRE
UTR



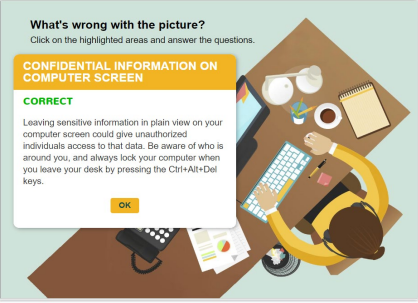
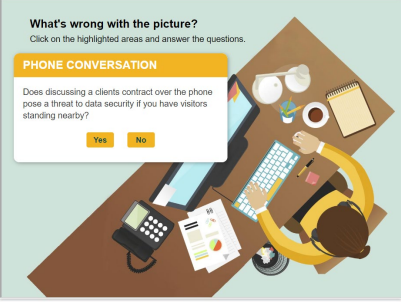
Quiz: Clean Desk Policy



Length: 2-5 Minutes

Reduce the risk of information theft, fraud, or a security breach caused by sensitive information being left unattended and visible in plain view with this clean desk policy quiz.

PRE
UTR



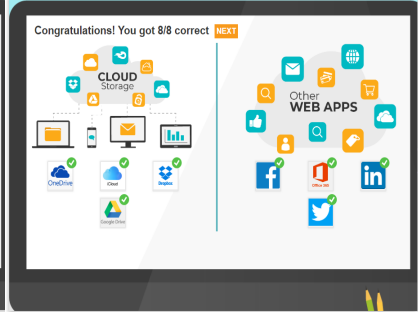

Quiz: Cloud Storage or Web App?



Length: 2-5 Minutes

Do you know the difference between a web app or cloud storage?

PRE
UTR



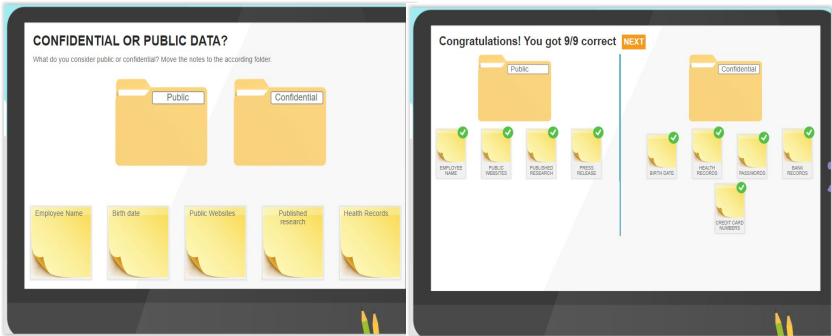
COURSE	DESCRIPTION	E	TYPE	L	THUMBNAIL PREVIEW
--------	-------------	---	------	---	-------------------

Quiz: Confidential or public information?

Make a decision: Do you consider the information as public or confidential?



PRE
UTR



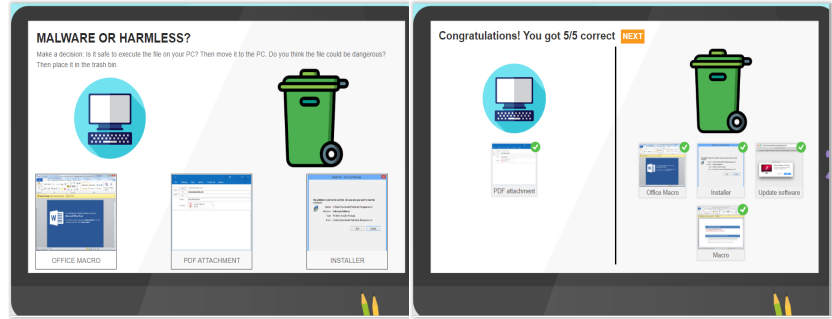
Length: 2-5 Minutes

Quiz: Malware or harmless file?

Make a decision: Is it safe to execute the file on your PC?



PRE
UTR



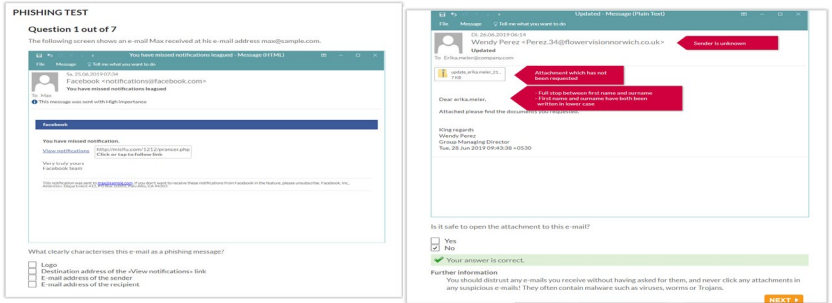
Length: 2-5 Minutes

Quiz: Phish Or Real



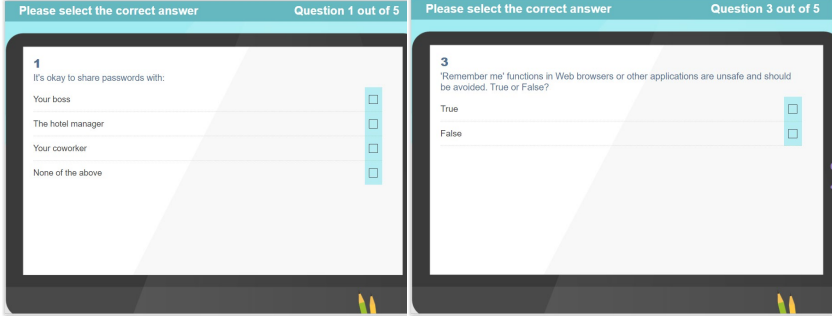


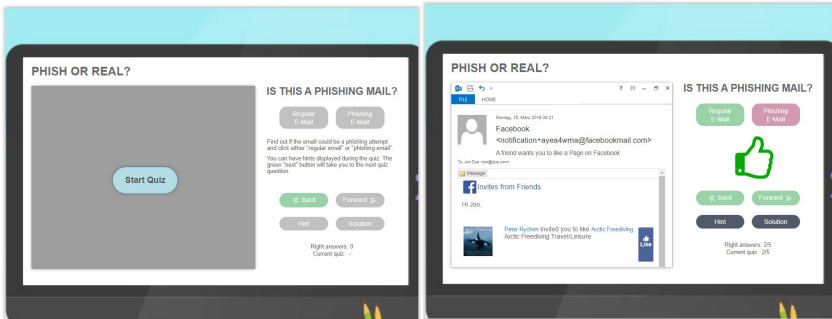




In this test you will be presented with different emails and websites. You have to assess the risk they pose. Several answers are possible in each case.



PRE
UTR



Length: 2-5 Minutes

COURSE	DESCRIPTION	E	TYPE	L	THUMBNAIL PREVIEW
<p>Quiz: Secure Passwords</p>  <p>Length: 2-5 Minutes</p>	<p>Put your knowledge to the test by choosing secure passwords</p>	<p>PRE UTR</p>			
<p>Quiz: Spot the phishing scam (E-Mail)</p>  <p>Length: 2-5 Minutes</p>	<p>Can you spot the difference between a phishing email and a regular email? Find out!</p>	<p>PRE UTR</p>			
<p>Ransomware Explainer Video</p>  <p>Length: 1:50 Minutes</p>	<p>In this short video (1:50 Min) we talk about ransomware threats.</p>	<p>PRO PRE UTR</p>			

COURSE	DESCRIPTION	E	TYPE	L	THUMBNAIL PREVIEW
--------	-------------	---	------	---	-------------------

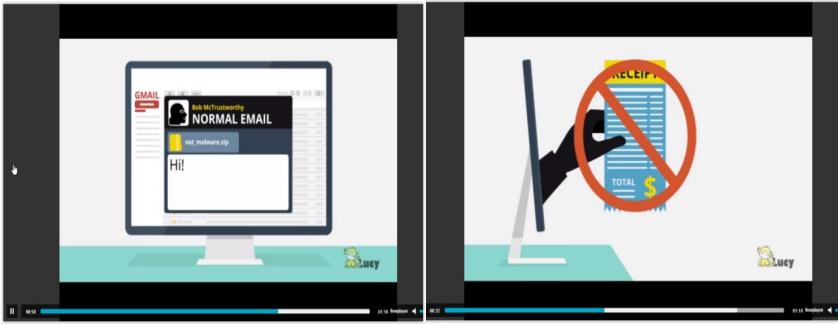
Ransomware Explainer Video - Short Version 1.2

In this short video (~ 1 Min) we talk about ransomware threats.



Length: 1 Minute

STR
PRO
PRE
UTR



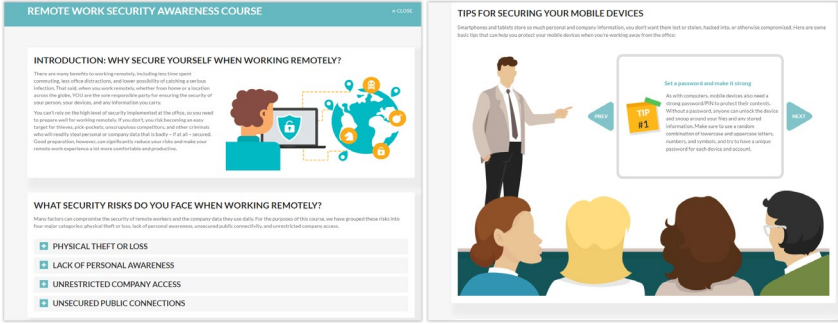
Remote work security awareness course

This short course covers some fundamental security awareness information that everyone should know and utilize when working away from the office. Whether the user works from home or a public location, this course will prepare them with easy-to-follow content and tips. The content is fully customizable.



Length: 10 Minutes

PRE
UTR




Removable Media Devices Video




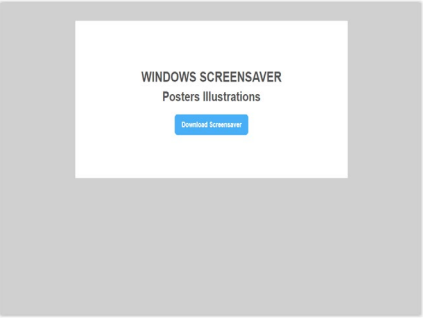



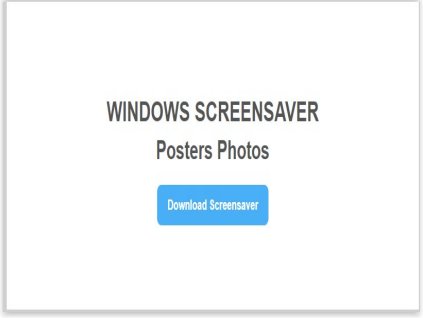




This video will introduce you to the concept of attacks performed via removable media Device. You will learn how to handle removable media devices and how to protect yourself against removable media attacks.




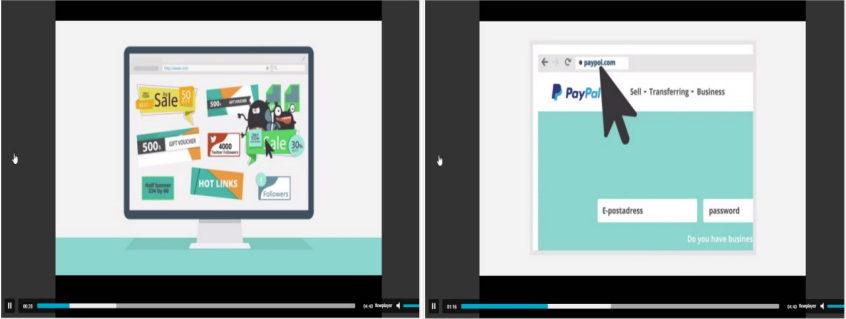



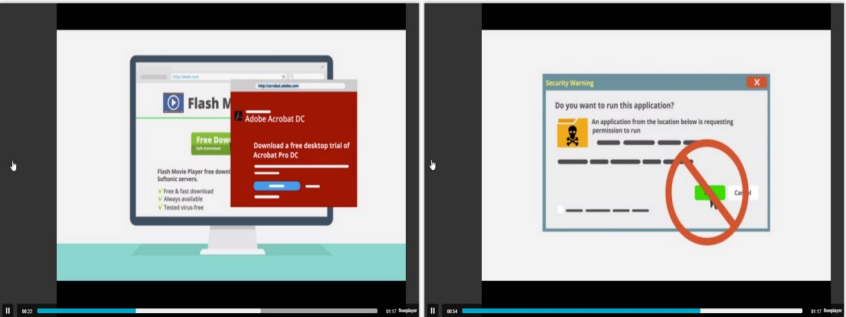


Length: 2-5 Minutes




PRE
UTR



COURSE	DESCRIPTION	E	TYPE	L	THUMBNAIL PREVIEW
<p>Screensaver: Security Illustrations (.src)</p> 	<p>This screensaver, designed for a resolution of 1366x768 px, contains a series of illustrations about cybersecurity awareness. The illustrations (text or image) can be easily customized using Adobe Photoshop files inside the posters. The screensaver can be downloaded from the template. With the right mouse button, you can install it in window.</p>	PRE UTR			
<p>Screensaver: Security Photos (.src)</p> 	<p>This screensaver, designed for a resolution of 1366x768 px, contains a series of photos about cybersecurity awareness. The photos (text or image) can be customized using Adobe Photoshop files inside the posters. The screensaver can be downloaded from the template. With the right mouse button, you can install it in window.</p>	PRE UTR			
<p>Secure Browsing Exam</p>  <p>Length: 10-15 Minutes</p>	<p>In this short quiz, the user is asked thirteen multiple choice questions in order to test their knowledge regarding social engineering. At the end of the quiz the participant can create a certificate with the exam results.</p>	PRE UTR		<div data-bbox="1267 986 1682 1281"> <p>Q2 / 13: 1 </p> <p>Encryption must be used when electronically storing or transmitting information that is non-public.</p> <p>a) True</p> <p>b) False</p> </div> <div data-bbox="1682 986 2101 1281"> <p>Q3 / 13: 2 </p> <p>Downloading and executing programs from popular websites is always safe.</p> <p>a) True</p> <p>b) False</p> </div>	

COURSE	DESCRIPTION	E	TYPE	L	THUMBNAIL PREVIEW
<p>Secure Internet usage video 1.2</p>  <p>Length: 4:30 Minutes</p>	<p>In this security awareness video, we talk about secure Internet usage. The content (animation, language, script) is customizable. More info about customization can be found here: https://goo.gl/HXN9SG.</p>	<p>PRO PRE UTR</p>			
<p>Secure Internet usage video (close caption)</p>  <p>Length: 4:30 Minutes</p>	<p>In this video we show you how to protect yourself when using the internet. The video has English subtitles. The content (animation, language, script) is customizable. More info about customization can be found here: https://goo.gl/HXN9SG.</p>	<p>PRO PRE UTR</p>			
<p>Secure Internet usage video - short version 1.2</p>  <p>Length: 1 Minute</p>	<p>In this security awareness video, we talk about secure Internet usage. The content (animation, language, script) is customizable. More info about customization can be found here: https://goo.gl/HXN9SG.</p>	<p>PRE UTR</p>			

COURSE	DESCRIPTION	E	TYPE	L	THUMBNAIL PREVIEW
<p>Secure Internet video – short (close caption)</p>  <p>Length: 1 Minute</p>	<p>In this security awareness video, we talk about secure Internet usage. The content (animation, language, script) is customizable. More info about customization can be found here: https://goo.gl/HXN9SG.</p>	PRE UTR			
<p>Secure social media usage video 1.2</p>  <p>Length: 5:40 Minutes</p>	<p>In this security awareness video, we talk about secure social media usage. The content (animation, language, script) is customizable. More info about customization can be found here: https://goo.gl/HXN9SG.</p>	PRO PRE UTR			
<p>Secure social media usage video (close caption)</p>  <p>Length: 5:40 Minutes</p>	<p>In this security awareness video, we talk about secure social media usage. The video has English subtitles. The content (animation, language, script) is customizable. More info about customization can be found here: https://goo.gl/HXN9SG.</p>	PRE UTR			

COURSE	DESCRIPTION	E	TYPE	L	THUMBNAIL PREVIEW
<p>Secure social media usage video – SHORT</p>  <p>Length: 1 Minute</p>	<p>In this security awareness video, we talk about secure social media usage. The content (animation, language, script) is customizable. More info about customization can be found here: https://goo.gl/HXN9SG.</p>	PRE UTR			
<p>Secure social media usage video - short 1.2</p>  <p>Length: 1 Minute</p>	<p>In this security awareness video, we talk about secure social media usage. The content (animation, language, script) is customizable. More info about customization can be found here: https://goo.gl/HXN9SG.</p>	PRE UTR			
<p>Secure social media video - SHORT (close caption)</p>  <p>Length: 1 Minute</p>	<p>In this security awareness video, we talk about secure social media usage. The content (animation, language, script) is customizable. More info about customization can be found here: https://goo.gl/HXN9SG.</p>	PRE UTR			

COURSE	DESCRIPTION	E	TYPE	L	THUMBNAIL PREVIEW
--------	-------------	---	------	---	-------------------

Security Awareness
Video: 7 Security Tips 1.3



Length: 3 Minutes

In this short 3-minute security awareness video we have put together 7 security tips, which involve best practices and policies that promote security. The content (animation, language, script) is customizable. More info about customization can be found here: <https://goo.gl/HXN9SG>.

PRO
PRE
UTR




Security Awareness
video:7 Tips (close caption)



Length: 3 Minutes

In this short 3-minute security awareness video we have put together 7 security tips, which involve best practices and policies that promote security. The video has English subtitles. The content (animation, language, script) is customizable. More info about customization can be found here: <https://goo.gl/HXN9SG>.

PRO
PRE
UTR



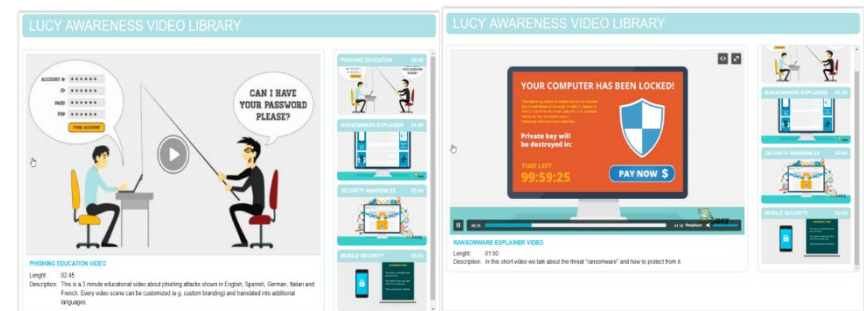
Security Awareness Video
Library



Length 2.45 Minutes

In this media library, the user can select between different security awareness videos. You can also add more videos in the library. The template allows you to track which video has been watched and for how long. Every video scene can be customized (e.g. custom branding) and translated into additional languages. See: http://phishing-server.com/PS/doc/dokuwiki/doku.php?id=create_a_custom_e-learning_video.

PRO
PRE
UTR



COURSE	DESCRIPTION	E	TYPE	L	THUMBNAIL PREVIEW
--------	-------------	---	------	---	-------------------

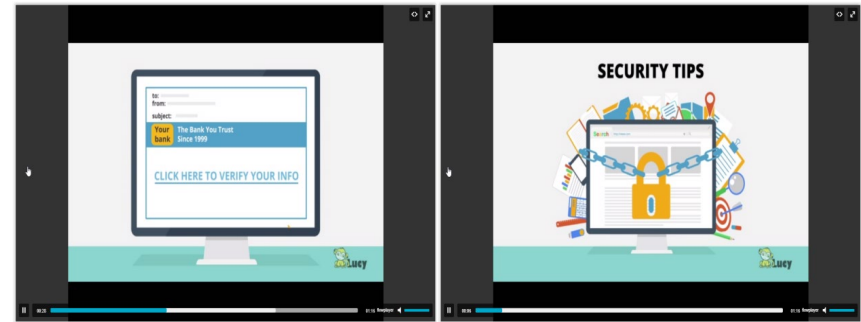
Security Tips - Short Version



Length: 1 Minute

In this short (~ 1 minute) security awareness video we have put together a few security tips, which involve best practices and policies that promote security. The content (animation, language, script) is customizable. More info about customization can be found here: <https://goo.gl/HXN9SG>.

PRO
PRE
UTR



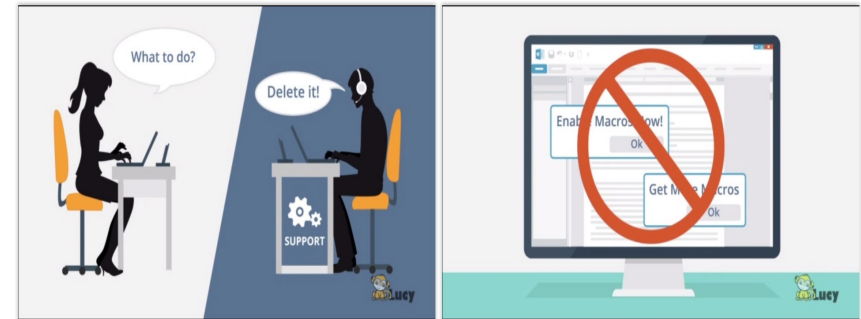
Security Tips- Short Version 1.2



Length: 1 Minute

In this short (~ 1 minute) security awareness video we have put together a few security tips, which involve best practices and policies that promote security. The content (animation, language, script) is customizable. More info about customization can be found here: <https://goo.gl/HXN9SG>.

PRO
PRE
UTR



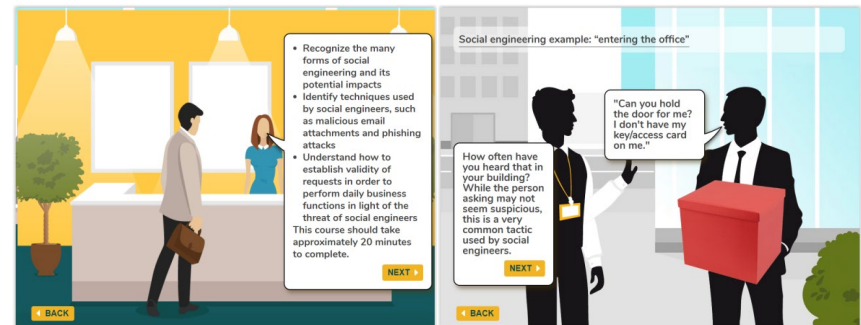
Social Engineering Course



Length: 15-20 Minutes

This course helps employees understand the threats of social engineering.

PRO
PRE
UTR



COURSE	DESCRIPTION	E	TYPE	L	THUMBNAIL PREVIEW
--------	-------------	---	------	---	-------------------

Social Engineering Exam



Length: 15-20 Minutes

In this short quiz, the user is asked ten multiple choice questions in order to test their knowledge regarding social engineering. At the end of the quiz the participant can create a certificate with the exam results.

PRE
UTR



Q1 / 10: 0

A situation in which an unauthorized person can view another user's display or keyboard to learn their password or other confidential information is referred to as:

a) Spear phishing b) Tailgating

c) Shoulder surfing d) Spoofing

Q2 / 10: 0

An email message containing warning related to a non-existent computer security threat, asking a user to delete system files falsely identified as malware, and/or prompting them to share the message with others is an example of:

a) Vishing b) Impersonation

c) Virus hoax d) Phishing


Social Engineering Video



Length: 4:28 Minutes

This video is dedicated to the topic "social engineering". The content (animation, language, script) is customizable. More info about customization can be found here: <https://goo.gl/HXN9SG>.

PRO
PRE
UTR



Social Engineering Video
(close caption)



Length: 4:28 Minutes

This video is dedicated to the topic "social engineering". The content (animation, language, script) is customizable. The video has subtitles. More info about customization can be found here: <https://goo.gl/HXN9SG>.

PRO
PRE
UTR



COURSE	DESCRIPTION	E	TYPE	L	THUMBNAIL PREVIEW
--------	-------------	---	------	---	-------------------

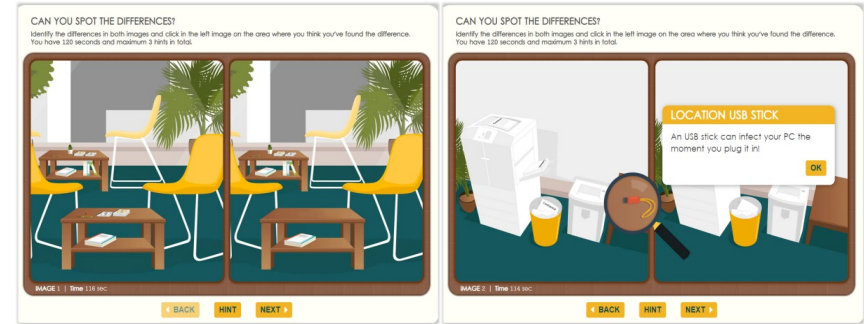
Spot the difference!



Length: 15-20 Minutes

In this game the user is shown two very similar photos of everyday security situations. The user must find the differences in the picture. At the same time, he learns how to protect himself against various security risks in his company by displaying explanatory texts.

PRE
UTR



Whiteboard Video: Mobile Security Awareness Video
Length: 4 Minutes



In this 4-minute mobile awareness video we talk about mobile security risks. We have put together a few security tips about best practices and policies. The content (animation, language, script) is customizable. More info about customization can be found here: <https://goo.gl/HXN9SG>.



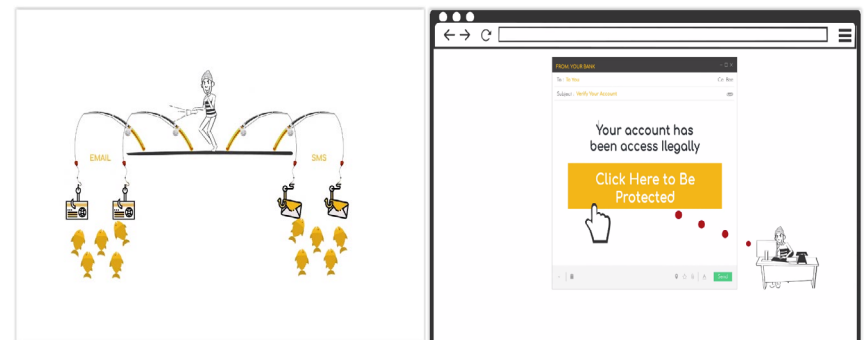
Whiteboard Video: Phishing Awareness








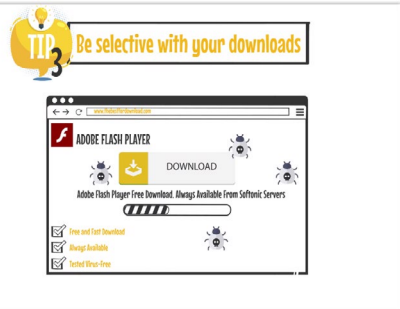






Length: 3 Minutes

In this 3-minute security awareness video we talk about phishing attacks. We have put together a few security tips about best practices and policies. The content (animation, language, script) is customizable. More info about customization can be found here: <https://goo.gl/HXN9SG>.

STR
PRO
PRE
UTR



COURSE	DESCRIPTION	E	TYPE	L	THUMBNAIL PREVIEW
<p>Whiteboard Video: Physical Security Video</p>  <p>Length: 4 Minutes</p>	<p>In this 4-minute physical awareness video we talk about physical security risks. We have put together a few security tips about best practices and policies. The content (animation, language, script) is customizable. More info about customization can be found here: https://goo.gl/HXN9SG.</p>				
<p>Whiteboard Video: Secure Internet Usage</p>  <p>Length: 4 Minutes</p>	<p>In this 4-minute security awareness video we talk about internet usage risks. We have put together a few security tips about best practices and policies. The content (animation, language, script) is customizable. More info about customization can be found here: https://goo.gl/HXN9SG.</p>				
<p>Whiteboard Video: Secure Social Networking Video</p>  <p>Length: 3 Minutes</p>	<p>In this 3-minute security awareness video we talk about social networking risks. We have put together a few security tips about best practices and policies. The content (animation, language, script) is customizable. More info about customization can be found here: https://goo.gl/HXN9SG.</p>				


COURSE	DESCRIPTION	E	TYPE	L	THUMBNAIL PREVIEW
--------	-------------	---	------	---	-------------------

Whiteboard Video: Secure your PC



Length: 5 Minutes

In this 5-minute secure your PC video we talk about the benefits and risk of working remotely. We have put together a few tips about best practices and policies on how to secure your PC. The content (animation, language, script) is customizable. More info about customization can be found here: <https://goo.gl/HXN9SG>.



Whiteboard Video: Wi-Fi Security Video



Length: 5 Minutes

In this 5-minute Wi-Fi awareness video we talk about Wi-Fi security risks. We have put together a few security tips about best practices and policies. The content (animation, language, script) is customizable. More info about customization can be found here: <https://goo.gl/HXN9SG>. Duration: 5 Minutes | Skill Level: Low | Audience: All | Interactive: Yes



Whiteboard Video: Work Remotely, Stay Secure



Length: 2 Minutes

In this 2-minute work remotely, stay secure video we talk about the benefits and risk of working remotely. We have put together a few tips about best practices and policies when working remotely. The content (animation, language, script) is customizable. More info about customization can be found here: <https://goo.gl/HXN9SG>.



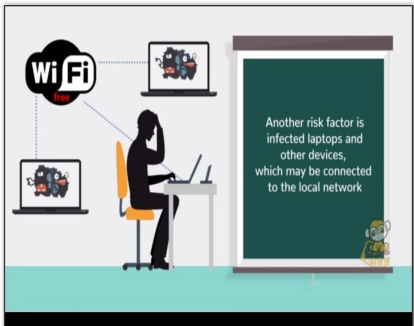
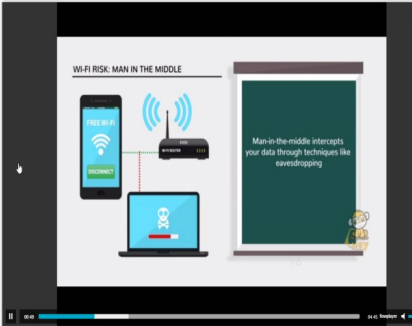
COURSE	DESCRIPTION	E	TYPE	L	THUMBNAIL PREVIEW
--------	-------------	---	------	---	-------------------



Length: 4:45 Minutes

This video is dedicated to the topic "Secure Wi-Fi". The content (animation, language, script) is customizable. More info about customization can be found here: <https://goo.gl/HXN9SG>.

PRE
UTR




WI-FI security video (close caption)



Length: 4:45 Minutes

This video is dedicated to the topic "Secure Wi-Fi". The content (animation, language, script) is customizable. The video has subtitles. More info about customization can be found here: <https://goo.gl/HXN9SG>.

PRE
UTR



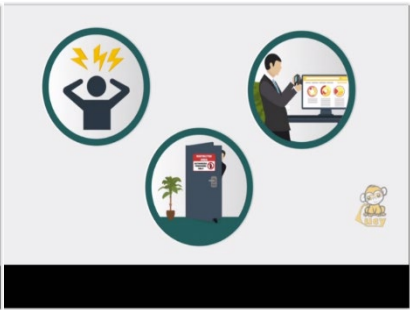
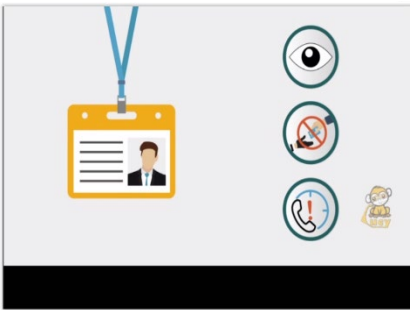
Workplace Security Awareness Video



Length: 6:44 Minutes

This video is dedicated to the topic "workplace security". The content (animation, language, script) is customizable. More info about customization can be found here: <https://goo.gl/HXN9SG>.

PRE
UTR



COURSE	DESCRIPTION	E	TYPE	L	THUMBNAIL PREVIEW
--------	-------------	---	------	---	-------------------

Workplace Security Awareness Video (close caption)




Length: 6:44 Minutes

This video is dedicated to the topic "workplace security". The content (animation, language, script) is customizable. The video has subtitles. More info about customization can be found here: <https://goo.gl/HXN9SG>.

PRE UTR



www.lucysecurity.com | twitter.com/lucysecurity | facebook.com/phishingserver
 LUCY Security AG, Chamerstrasse 44, CH-6300 Zug, Switzerland, +41 44 5571937
 LUCY Security LLC, 801 W 5th St, Suite 809, Austin TX 78701, USA, +1-512-696-1522